



ARCHITECTURAL
SPECIFICATIONS

ARCHITECTURAL SPECIFICATIONS

SIDING PRODUCTS & ACCESSORIES

NEW FOR 2024

WOODHAVEN SOFFIT - NEW OPTIONS



Now available in Coal Black for both solid and hidden vent options.

FEATURED PRODUCTS

12'6" BOARD N' BATTEN IN WHITE



Available in Cedar Peaks®.

Perfect for siding taller walls and gables without the need for horizontal breaks.

See page 15 for details.

Available in ALL Cedar Peaks BnB colors when ordered in skid quantities. Contact Customer Service or your ProVia Account Manager for more information.

HARBOR MILL™ SHAKE & SHINGLE

2 profiles with matching corners.



Single 7" Rough-Sawn Shingle

Single 8" Staggered Hand-Split Shake

- Proprietary locking system and easier cutting make installation faster.
- Both profiles use standard ¾" accessories.
- Available in 28 ProVia colors, including Coal Black.
- Modeled after hand-picked cedar pieces. To preserve this authentic look, select pieces were laser scanned to ensure even the finest details were carried over into each Harbor Mill shake and shingle panel and corner.

See page 34 for details.



TABLE OF CONTENTS


CedarMAX®.....	2
CedarMAX 8" Board 'N Batten	6
Cedar Peaks®	10
Cedar Peaks 8" Board 'N Batten	14
HeartTech®	18
Willowbrook™	22
Ultra™	26
Traditional™	30
Harbor Mill™ Shake and Shingle.....	34
Soffit.....	38
Siding Accessories.....	42
Specialty Products	48
Product Shipping Guide	51
Matching Trim & Accessories	52
Super Polymer Siding Specifications	54

ON COVER - Cedar Peaks 8" BnB in White & Nightfall and HeartTech D4 Dutch Lap in White

- Super Polymer Formulation, Weather Barrier Shield & Tri-Pigment Technology
- Maximum Energy Savings
- Greater Impact Resistance than regular siding
- Twister Lock and Cyclonic Locking System with Nailing Depth Guide
- Deep Profile for increased shadow lines
- Longer Lengths for virtually seamless custom craftsmanship
- 1.125" Overall System Thickness
- Lifetime Limited Warranty
- Standard Design Pressure Rating: 62.1 psf (ASD)
- Meets or exceeds ASTM D779
- Able to withstand winds of: 160 (mph, ASD)*


*Rating per VSI Wind Speed Calculation Guidelines Florida Building Code FL#19598.5

Coordinating Accessories for CedarMAX are found on pages 4 and 5




Cedar Woodgrain Impression

Lifestyle Collection



Signature Collection



Always refer to our color selector for accurate color representation prior to purchase.

When ordering, replace "???" with the appropriate color code to complete the part number.

■ Lifestyle Collection ■ Signature Collection

PRODUCT	CODE	PER CARTON	# PIECES	LENGTH	THICKNESS (IN.)
Double 6" 2.4 R-Value	H-SI-65561-??	1 sqr	6	16' 2½"	0.050 plus EPS Thermal Support System
	H-SI-65560-??	1 sqr	8	12' 6"	0.050 plus EPS Thermal Support System
Triple 4" Dutch Lap 2.8 R-Value	H-SI-65548-??	1 sqr	6	16' 2½"	0.046 plus EPS Thermal Support System
	H-SI-65517-??	1 sqr	11	16' 2½"	0.050 plus EPS Thermal Support System

COLOR: White (10), Linen (33), Antique White (00), Cream (19), Alabaster (31), Chateau (66), Sandalwood (17), Gray (12), Pewter (32), Clay (18), Everest (29), Prairie (65), Premium Blue (48), Sage (39), Canyon (59), Granite (51), Aspen (53), Pueblo (63), Nautica (49), Mountain Berry (68), Timberline (20), Sea Slate (46), Nightfall (40), Neptune (101), Myst Gray (104), Harvest Red (105), Pine (106)

NOTE: Also can be used as Top Course Finish Piece for use with CedarMAX.

NOTE: Part #H-AC-0672 (steel) is the recommended Starter Strip for all CedarMAX siding



When ordering, replace "???" with the appropriate color code to complete the part number.

■ Lifestyle Collection ■ Signature Collection

PRODUCT	FINISH	CODE	LENGTH	THICKNESS (IN.)	AVAILABILITY
Starter Strip 	CedarMAX	H-AC-0672	10'	N/A	25 Piece - 250' Carton
1 1/8" Flex J-Channel Reception: 1 1/8" Face: 1"	Matte	H-DA-0135-10 H-DA-P135 (per piece part #) COLOR: White (10)	11' 6"	0.100	12 Piece - 150' Carton 1 Piece
1 1/8" J-Channel Reception: 1 1/8" Face: 1 1/8"	Matte	H-CH-0120-?? H-CH-P120 (per piece part #) COLOR: White (10), Linen (33), Antique White (00), Cream (19), Alabaster (31), Chateau (66), Sandalwood (17), Gray (12), Pewter (32), Clay (18), Everest (29), Prairie (65), Premium Blue (48), Sage (39), Canyon (59), Granite (51), Aspen (53), Pueblo (63), Nautica (49), Mountain Berry (68), Timberline (20), Sea Slate (46), Nightfall (40), Neptune (101), Myst Gray (104), Harvest Red (105), Pine (106)	12' 6"	0.042	30 Piece - 375' Carton 1 Piece
1 1/8" Outside Corner Post Reception: 1 1/8" Face: 3 3/4"	Cedar Woodgrain	H-CP-65120-?? H-CP-P5120 (per piece part #) COLOR: White (10), Linen (33), Antique White (00), Cream (19), Alabaster (31), Chateau (66), Sandalwood (17), Gray (12), Pewter (32), Clay (18), Everest (29), Prairie (65), Premium Blue (48), Sage (39), Canyon (59), Granite (51), Aspen (53), Pueblo (63), Nautica (49), Mountain Berry (68), Timberline (20), Sea Slate (46), Nightfall (40), Neptune (101), Myst Gray (104), Harvest Red (105), Pine (106) NOTE: 3 3/4" Face with Foam Insert	10'	0.044	8 Piece - 80' Carton 1 Piece
1 1/8" Outside Corner Post Reception: 1 1/8" Face: 5"	Matte	H-CP-65117-10 COLOR: White (10) NOTE: 5" Face with Foam Insert	20'	0.044	4 Piece - 80' Carton
1 1/8" Outside Corner Post Reception: 1 1/8" Face: 5"	Matte	H-CP-65116-?? H-CP-P6116 (per piece part #) COLOR: White (10), Sandalwood (17), Clay (18) NOTE: 5" Face with Foam Insert	10'	0.044	8 Piece - 80' Carton 1 Piece
1 1/8" Inside Corner Post Reception: 1 1/8" Face: 1 1/8"	Matte	H-CP-65155-?? H-CP-P5155 (per piece part #) COLOR: White (10), Linen (33), Antique White (00), Cream (19), Alabaster (31), Chateau (66), Sandalwood (17), Gray (12), Pewter (32), Clay (18), Everest (29), Prairie (65), Premium Blue (48), Sage (39), Canyon (59), Granite (51), Aspen (53), Pueblo (63), Nautica (49), Mountain Berry (68), Timberline (20), Sea Slate (46), Nightfall (40), Neptune (101), Myst Gray (104), Harvest Red (105), Pine (106)	10'	0.042	10 Piece - 100' Carton 1 Piece

When ordering, replace "???" with the appropriate color code to complete the part number.

■ Lifestyle Collection ■ Signature Collection

PRODUCT	FINISH	CODE	LENGTH	THICKNESS (IN.)	AVAILABILITY
1 1/8" Transition Trim Reception: 1 1/8" Face: 5"	Matte	H-AC-0183-?? H-AC-P183 (per piece part #) COLOR: White (10), Cream (19), Antique White (00), Sandalwood (17), Gray (12), Pewter (32), Clay (18), Sage (39), Canyon (59), Granite (51), Pueblo (63), Mountain Berry (68), Nightfall (40), Neptune (101)	12' 6"	0.042	12 Piece - 150' Carton 1 Piece
Undersill Finish Trim Reception: N/A Face: 3/4"	Matte	H-AC-0195-?? H-AC-P195 (per piece part #) COLOR: White (10), Linen (33), Antique White (00), Cream (19), Alabaster (31), Chateau (66), Sandalwood (17), Gray (12), Pewter (32), Clay (18), Everest (29), Prairie (65), Premium Blue (48), Sage (39), Canyon (59), Granite (51), Aspen (53), Pueblo (63), Nautica (49), Mountain Berry (68), Timberline (20), Sea Slate (46), Nightfall (40), Neptune (101), Myst Gray (104), Harvest Red (105), Pine (106) UNDERSILL IS USED AS THE STARTER STRIP FOR WINDOW/DOOR SURROUND	12' 6"	0.042	20 Piece - 250' Carton Signature Colors only 40 Piece - 500' Carton Lifestyle Colors only 1 Piece (Signature Colors only)
1 1/8" Window / Door Surround Reception: 1 1/8" Face: 3/2"	Matte	H-WD-65172-?? H-WD-P5172 (per piece part #) COLOR: White (10), Linen (33), Antique White (00), Cream (19), Alabaster (31), Chateau (66), Sandalwood (17), Gray (12), Pewter (32), Clay (18), Everest (29), Prairie (65), Premium Blue (48), Sage (39), Canyon (59), Granite (51), Aspen (53), Pueblo (63), Nautica (49), Mountain Berry (68), Timberline (20), Sea Slate (46), Nightfall (40), Neptune (101), Myst Gray (104), Harvest Red (105), Pine (106)	12' 6"	0.042	12 Piece - 150' Carton 1 Piece

CEDARMAX[®]


8" BOARD 'N BATTEN

SUPER POLYMER INSULATED SIDING


- Super Polymer Formulation
- Maximum Energy Savings
- Greater Impact Resistance than regular siding
- Wide 8" Design
- Tri-Pigment Technology & Weather Barrier Shield
- 1.125" Overall Insulated Siding System Thickness
- Lifetime Limited Warranty
- Standard Design Pressure Rating: 77.7 psf (ASD)*
- Meets or exceeds ASTM D7793
- Able to withstand winds of: 179 (mph, ASD)*

*Rating per VSI Wind Speed Calculation Guidelines
Florida Building Code FL#19598.3

Lifestyle Collection



Signature Collection



Always refer to our color selector for accurate color representation prior to purchase.



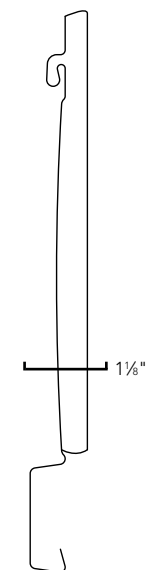

Cedar Woodgrain Impression

When ordering, replace "???" with the appropriate color code to complete the part number.

■ Lifestyle Collection ■ Signature Collection

PRODUCT	CODE	PER CARTON	# PIECES	LENGTH	THICKNESS (IN.)
---------	------	------------	----------	--------	-----------------

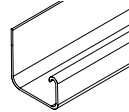
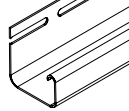



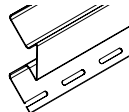
BOARD 'N BATTEN



CERTIFICATION PROGRAM

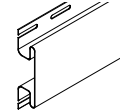
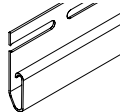
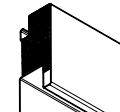
When ordering, replace "???" with the appropriate color code to complete the part number.

■ Lifestyle Collection ■ Signature Collection

PRODUCT	FINISH	CODE	LENGTH	THICKNESS (IN.)	AVAILABILITY
1½" Flex J-Channel Reception: 1½" Face: 1"	 Matte	H-DA-0135-10	11' 6"	0.100	12 Piece - 150' Carton 1 Piece
		H-DA-P135 (per piece part #)	COLOR: White (10)		
1½" J-Channel Reception: 1½" Face: 1½"	 Matte	H-CH-0120-??	12' 6"	0.042	30 Piece - 375' Carton 1 Piece
		H-CH-P120 (per piece part #)	COLOR: White (10), Linen (33), Antique White (00), Cream (19), Alabaster (31), Chateau (66), Sandalwood (17), Gray (12), Pewter (32), Clay (18), Everest (29), Prairie (65), Premium Blue (48), Sage (39), Canyon (59), Granite (51), Aspen (53), Pueblo (63), Nautica (49), Mountain Berry (68), Timberline (20), Sea Slate (46), Nightfall (40), Neptune (101), Myst Gray (104), Harvest Red (105), Pine (106)		
1½" Outside Corner Post Reception: 1½" Face: 3¼"	 Cedar Woodgrain	H-CP-65120-??	10'	0.044	8 Piece - 80' Carton 1 Piece
		H-CP-P5120 (per piece part #)	COLOR: White (10), Linen (33), Antique White (00), Cream (19), Alabaster (31), Chateau (66), Sandalwood (17), Gray (12), Pewter (32), Clay (18), Everest (29), Prairie (65), Premium Blue (48), Sage (39), Canyon (59), Granite (51), Aspen (53), Pueblo (63), Nautica (49), Mountain Berry (68), Timberline (20), Sea Slate (46), Nightfall (40), Neptune (101), Myst Gray (104), Harvest Red (105), Pine (106)		
NOTE: 3¾" Face with Foam Insert					
1½" Outside Corner Post Reception: 1½" Face: 5"	 Matte	H-CP-65117-10	20'	0.044	4 Piece - 80' Carton
		COLOR: White (10)			
NOTE: 5" Face with Foam Insert					
1½" Outside Corner Post Reception: 1½" Face: 5"	 Matte	H-CP-65116-??	10'	0.044	8 Piece - 80' Carton 1 Piece
		H-CP-P6116 (per piece part #)	COLOR: White (10), Sandalwood (17), Clay (18)		
NOTE: 5" Face with Foam Insert					
1½" Inside Corner Post Reception: 1½" Face: 1½"	 Matte	H-CP-65155-??	10'	0.042	10 Piece - 100' Carton 1 Piece
		H-CP-P5155 (per piece part #)	COLOR: White (10), Linen (33), Antique White (00), Cream (19), Alabaster (31), Chateau (66), Sandalwood (17), Gray (12), Pewter (32), Clay (18), Everest (29), Prairie (65), Premium Blue (48), Sage (39), Canyon (59), Granite (51), Aspen (53), Pueblo (63), Nautica (49), Mountain Berry (68), Timberline (20), Sea Slate (46), Nightfall (40), Neptune (101), Myst Gray (104), Harvest Red (105), Pine (106)		

When ordering, replace "???" with the appropriate color code to complete the part number.

■ Lifestyle Collection ■ Signature Collection

PRODUCT	FINISH	CODE	LENGTH	THICKNESS (IN.)	AVAILABILITY
1½" Transition Trim Reception: 1½" Face: 5"	 Matte	H-AC-0183-??	12' 6"	0.042	12 Piece - 150' Carton 1 Piece
		H-AC-P183 (per piece part #)	COLOR: White (10), Cream (19), Antique White (00), Sandalwood (17), Gray (12), Pewter (32), Clay (18), Sage (39), Canyon (59), Granite (51), Pueblo (63), Mountain Berry (68), Nightfall (40), Neptune (101)		
Undersill Finish Trim Reception: N/A Face: ¾"	 Matte	H-AC-0195-??	12' 6"	0.042	20 Piece - 250' Carton Signature Colors only
		H-AC-P195 (per piece part #)	40 Piece - 500' Carton (Lifestyle Colors only) 1 Piece (Signature Colors only)		
COLOR: White (10), Linen (33), Antique White (00), Cream (19), Alabaster (31), Chateau (66), Sandalwood (17), Gray (12), Pewter (32), Clay (18), Everest (29), Prairie (65), Premium Blue (48), Sage (39), Canyon (59), Granite (51), Aspen (53), Pueblo (63), Nautica (49), Mountain Berry (68), Timberline (20), Sea Slate (46), Nightfall (40), Neptune (101), Myst Gray (104), Harvest Red (105), Pine (106)					
UNDERSILL IS USED AS THE STARTER STRIP FOR WINDOW/DOOR SURROUND					
1½" Window / Door Surround Reception: 1½" Face: 3½"	 Matte	H-WD-65172-??	12' 6"	0.042	12 Piece - 150' Carton 1 Piece
		H-WD-P5172 (per piece part #)	COLOR: White (10), Linen (33), Antique White (00), Cream (19), Alabaster (31), Chateau (66), Sandalwood (17), Gray (12), Pewter (32), Clay (18), Everest (29), Prairie (65), Premium Blue (48), Sage (39), Canyon (59), Granite (51), Aspen (53), Pueblo (63), Nautica (49), Mountain Berry (68), Timberline (20), Sea Slate (46), Nightfall (40), Neptune (101), Myst Gray (104), Harvest Red (105), Pine (106)		

- Super Polymer Formulation
- Tri-Pigment Technology & Weather Barrier Shield
- Deep Profile for increased shadow lines
- Longer Lengths for virtually seamless custom craftsmanship
- Lifetime Limited Warranty
- 5/8" Panel Projection
- Standard Design Pressure Rating: 74.9 psf (ASD)
- Able to withstand winds of: 176 (mph, ASD)


*Rating per VSI Wind Speed Calculation Guidelines
Florida Building Code FL#19598.4

Coordinating Accessories for Cedar Peaks are found on pages 12 and 13

Lifestyle Collection



Signature Collection



Always refer to our color selector for accurate color representation prior to purchase.



Cedar Woodgrain Impression

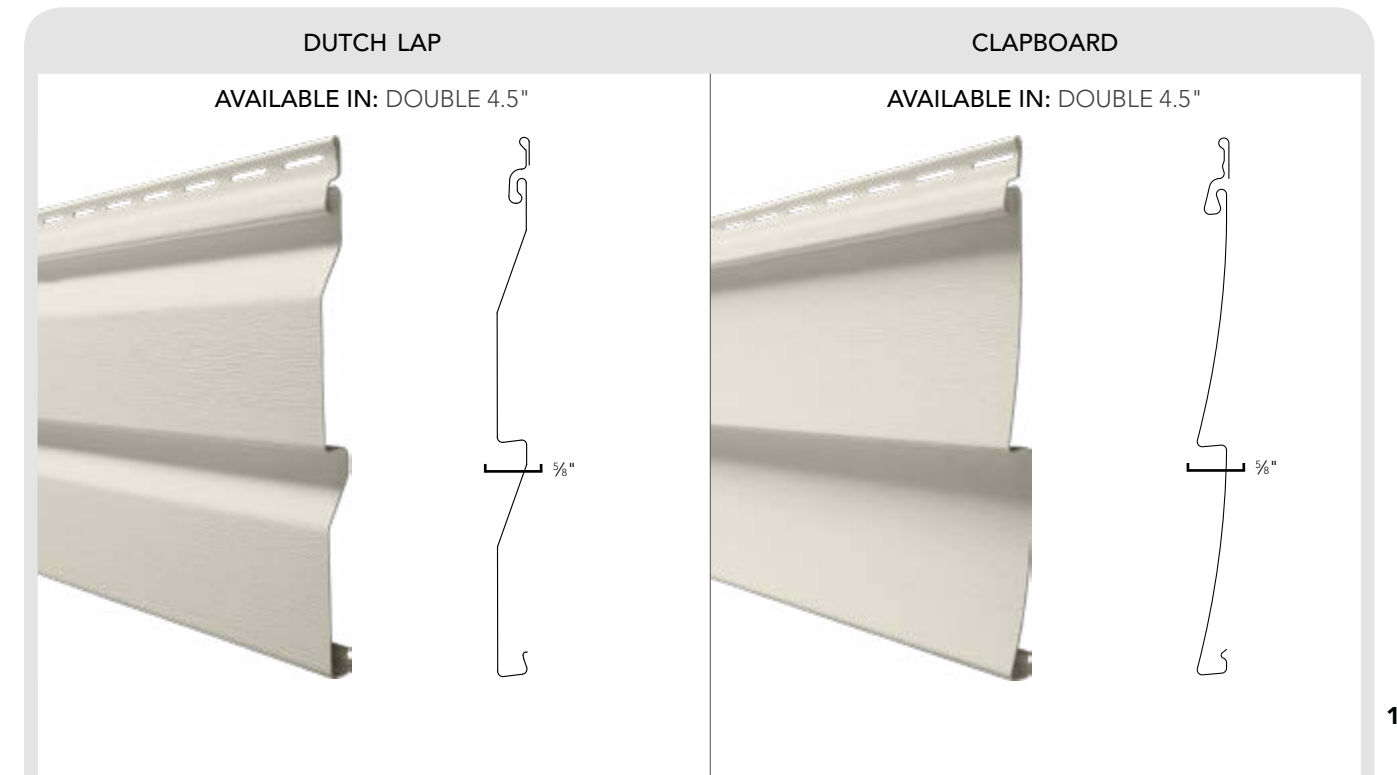
When ordering, replace "???" with the appropriate color code to complete the part number.

■ Lifestyle Collection ■ Signature Collection

PRODUCT	CODE	PER CARTON	# PIECES	LENGTH	THICKNESS (IN.)
Double 4.5"	H-SI-45390-??	2 sqrs	22	12' 1"	0.046
	H-SI-45394-??	2 sqrs	16	16' 8"	0.046
Double 4.5" Dutch Lap	H-SI-45391-??	2 sqrs	22	12' 1"	0.046
	H-SI-45396-??	2 sqrs	16	16' 8"	0.046

COLOR: White (10), Linen (33), Antique White (00), Cream (19), Alabaster (31), Chateau (66), Sandalwood (17), Gray (12), Pewter (32), Clay (18), Everest (29), Prairie (65), Premium Blue (48), Sage (39), Canyon (59), Granite (51), Aspen (53), Pueblo (63), Nautica (49), Mountain Berry (68), Timberline (20), Sea Slate (46), Nightfall (40), Neptune (101), Myst Gray (104), Harvest Red (105), Pine (106)

NOTE: Required Starter Strip for all Cedar Peaks is part #H-AC-0670 (steel)



CERTIFICATION PROGRAM

CEDAR PEAKS® | ACCESSORIES

When ordering, replace "???" with the appropriate color code to complete the part number.

■ Lifestyle Collection ■ Signature Collection

PRODUCT	FINISH	CODE	LENGTH	THICKNESS (IN.)	AVAILABILITY
Starter Strips	Steel	H-AC-0670	10'	N/A	25 Piece - 250' Carton
Designer Brickmold J-Channel Reception: up to 3/4" Face: 2 1/4"	Matte	H-CH-0310-10 COLOR: White (10)	12' 6"	0.042	16 Piece - 200' Carton
3/4" Flex J-Channel Reception: 3/4" Face: 1"	Smooth	H-DA-0160-10 COLOR: White (10) NOTE: Product is paintable	11' 6"	0.100	12 Piece - 138' Carton
3/4" J-Channel Reception: 3/4" Face: 1 1/8"	Matte	H-CH-0151-?? H-CH-P151 (per piece part #)	12' 6"	0.042	20 Piece - 250' Carton (Signature Colors only) 40 Piece - 500' Carton (Lifestyle Colors only) 1 Piece (Signature Colors only)
3/8" J-Channel Reception: 3/8" Face: 1 1/8"	Matte	H-CH-0140-?? H-CH-P140 (per piece part #)	12' 6"	0.042	20 Piece - 250' Carton (Signature Colors only) 40 Piece - 500' Carton (Lifestyle Colors Only) 1 Piece (Signature Colors only)
3/8" Outside Corner Post Reception: 3/8" Face: 3 3/4"	Woodgrain	H-CP-45114-?? H-CP-P5114 (per piece part #)	10'	0.044	10 Piece - 100' Carton 1 Piece (Signature Colors only)
3/8" Outside Corner Post Reception: 3/8" Face: 3 3/4"	Matte	H-CP-45116-?? H-CP-P5116 (per piece part #)	10'	0.044	10 Piece - 100' Carton 1 Piece (Signature Colors only)
3/8" Outside Corner Post Reception: 3/8" Face: 3 3/4"	Matte	H-CP-45118-??	12'	0.044	8 Piece - 96' Carton

When ordering, replace "???" with the appropriate color code to complete the part number.

■ Lifestyle Collection ■ Signature Collection

PRODUCT	FINISH	CODE	LENGTH	THICKNESS (IN.)	AVAILABILITY
3/4" Inside Corner Post Reception: 3/4" Face: 1 1/2"	Matte	H-CP-45155-?? H-CP-P4155 (per piece part #)	10'	0.042	10 Piece - 100' Carton 1 Piece (Signature Colors only)
3/4" Bay Window Corner Post (45° angle) Reception: 3/4" Face: 2"	Matte	H-CP-45186-10 COLOR: White (10)	10'	0.042	9 Piece - 90' Carton
Transition Trim Reception: 3/8" Face: 2 1/4"	Matte	H-AC-0181-?? COLOR: White (10), Antique White (00), Cream (19), Sandalwood (17), Gray (12), Pewter (32), Clay (18)	12' 6"	0.042	24 Piece - 300' Carton
T-Trim Molding Reception: 3/4" Face: 1 1/8"	Matte	H-AC-0191-?? H-AC-P191 (per piece part #)	12' 6"	0.042	16 Piece - 200' Carton 1 Piece (Signature Colors only)
Undersill Finish Trim Reception: N/A Face: 3/4"	Matte	H-AC-0195-?? H-AC-P195 (per piece part #)	12' 6"	0.042	20 Piece - 250' Carton (Signature Colors only) 40 Piece - 500' Carton (Lifestyle Colors only) 1 Piece (Signature Colors only)
3/4" Window / Door Surround Reception: 3/4" Face: 3 1/2"	Matte	H-WD-45172-?? H-WD-P4172 (per piece part #)	12' 6"	0.042	24 Piece - 300' Carton 1 Piece (Signature Colors only)
3/4" Window / Door Surround 20' Reception: 3/4" Face: 3 1/2"	Matte	H-WD-45171-10 COLOR: White (10)	20'	0.042	24 Piece - 480' Carton

UNDERSILL IS USED AS THE STARTER STRIP FOR WINDOW/DOOR SURROUND

CEDAR PEAKS®

8" BOARD 'N BATTEN


SUPER POLYMER SIDING

- High Windload Performance
- Super Polymer Formulation
- Tri-Pigment Technology & Weather Barrier Shield
- Deep Profile for increased shadow lines
- Wide 8" Design
- Lifetime Limited Warranty
- 5/8" Panel Projection
- Standard Design Pressure Rating: 50 psf (ASD)*
- Able to withstand winds of: 144 (mph, ASD)*


*Rating per VSI Wind Speed Calculation Guidelines
Florida Building Code FL#19598.3

**Coordinating Accessories
for Cedar Peaks Board N' Batten
are found on pages 16 and 17**


Lifestyle Collection



Signature Collection



Always refer to our color selector for accurate color representation prior to purchase.



Cedar Woodgrain Impression

When ordering, replace "???" with the appropriate color code to complete the part number.

■ Lifestyle Collection ■ Signature Collection

PRODUCT	CODE	PER CARTON	# PIECES	LENGTH	THICKNESS (IN.)
8" Board 'N Batten	H-SI-45399-??	1 sqr	16	10'	0.050
	COLOR: White (10), Linen (33), Antique White (00), Cream (19), Alabaster (31), Chateau (66), Sandalwood (17), Gray (12), Pewter (32), Clay (18), Everest (29), Prairie (65), Premium Blue (48), Sage (39), Canyon (59), Granite (51), Aspen (53), Pueblo (63)				
8" Board 'N Batten	H-SI-45393-10	1 sqr	12	12' 6"	0.050
	COLOR: White (10)				

NOTE: 12' 6" available in additional colors with full-skid minimum order.



CERTIFICATION PROGRAM

When ordering, replace "???" with the appropriate color code to complete the part number.

■ Lifestyle Collection ■ Signature Collection

PRODUCT	FINISH	CODE	LENGTH	THICKNESS (IN.)	AVAILABILITY
Designer Brickmold J-Channel Reception: up to 3/4" Face: 2 1/4"	Matte	H-CH-0310-10 COLOR: White (10)	12' 6"	0.042	16 Piece - 200' Carton
3/4" Flex J-Channel Reception: 3/4" Face: 1"	Smooth	H-DA-0160-10 COLOR: White (10) NOTE: Product is paintable	11' 6"	0.100	12 Piece - 138' Carton
3/4" J-Channel Reception: 3/4" Face: 1 1/8"	Matte	H-CH-0151-?? H-CH-P151 (per piece part #) COLOR: White (10), Linen (33), Antique White (00), Cream (19), Alabaster (31), Chateau (66), Sandalwood (17), Gray (12), Pewter (32), Clay (18), Everest (29), Prairie (65), Premium Blue (48), Sage (39), Canyon (59), Granite (51), Aspen (53), Pueblo (63), Nautica (49), Mountain Berry (68), Timberline (20), Sea Slate (46), Nightfall (40), Neptune (101), Musket Brown (102), Myst Gray (104), Harvest Red (105), Pine (106)	12' 6"	0.042	20 Piece - 250' Carton (Signature Colors only) 40 Piece - 500' Carton (Lifestyle Colors only) 1 Piece (Signature Colors only)
3/8" Outside Corner Post Reception: 5/8" Face: 3 3/4"	Woodgrain	H-CP-45114-?? H-CP-P5114 (per piece part #) COLOR: White (10), Linen (33), Antique White (00), Cream (19), Alabaster (31), Chateau (66), Sandalwood (17), Gray (12), Pewter (32), Clay (18), Everest (29), Prairie (65), Premium Blue (48), Sage (39), Canyon (59), Granite (51), Aspen (53), Pueblo (63), Nautica (49), Mountain Berry (68), Timberline (20), Sea Slate (46), Nightfall (40), Neptune (101), Myst Gray (104), Harvest Red (105), Pine (106)	10'	0.044	10 Piece - 100' Carton 1 Piece (Signature Colors only)
3/8" Outside Corner Post Reception: 5/8" Face: 3 3/4"	Matte	H-CP-45116-?? H-CP-P5116 (per piece part #) COLOR: White (10), Linen (33), Antique White (00), Cream (19), Alabaster (31), Chateau (66), Sandalwood (17), Gray (12), Pewter (32), Clay (18), Everest (29), Prairie (65), Premium Blue (48), Sage (39), Canyon (59), Granite (51), Aspen (53), Pueblo (63), Nautica (49), Mountain Berry (68), Timberline (20), Sea Slate (46), Nightfall (40), Neptune (101), Myst Gray (104), Harvest Red (105), Pine (106)	10'	0.044	10 Piece - 100' Carton 1 Piece (Signature Colors only)
3/8" Outside Corner Post Reception: 5/8" Face: 3 3/4"	Matte	H-CP-45118-?? COLOR: White (10), Linen (33), Antique White (00), Cream (19), Alabaster (31), Chateau (66), Sandalwood (17), Gray (12), Pewter (32), Clay (18), Everest (29), Prairie (65), Premium Blue (48), Sage (39), Canyon (59), Granite (51), Aspen (53), Pueblo (63), Nautica (49), Mountain Berry (68), Timberline (20), Sea Slate (46), Nightfall (40), Neptune (101), Myst Gray (104), Harvest Red (105), Pine (106)	12'	0.044	8 Piece - 96' Carton

When ordering, replace "???" with the appropriate color code to complete the part number.

■ Lifestyle Collection ■ Signature Collection

PRODUCT	FINISH	CODE	LENGTH	THICKNESS (IN.)	AVAILABILITY
3/4" Inside Corner Post Reception: 3/4" Face: 1 1/2"	Matte	H-CP-45155-?? H-CP-P4155 (per piece part #) COLOR: White (10), Linen (33), Antique White (00), Cream (19), Alabaster (31), Chateau (66), Sandalwood (17), Gray (12), Pewter (32), Clay (18), Everest (29), Prairie (65), Premium Blue (48), Sage (39), Canyon (59), Granite (51), Aspen (53), Pueblo (63), Nautica (49), Mountain Berry (68), Timberline (20), Sea Slate (46), Nightfall (40), Neptune (101), Myst Gray (104), Harvest Red (105), Pine (106)	10'	0.042	10 Piece - 100' Carton 1 Piece (Signature Colors only)
3/4" Bay Window Corner Post (45° angle) Reception: 3/4" Face: 2"	Matte	H-CP-45186-10 COLOR: White (10)	10'	0.042	9 Piece - 90' Carton
Transition Trim Reception: 5/8" Face: 2 1/4"	Matte	H-AC-0181-?? COLOR: White (10), Antique White (00), Cream (19), Sandalwood (17), Gray (12), Pewter (32), Clay (18)	12' 6"	0.042	24 Piece - 300' Carton
T-Trim Molding Reception: 3/4" Face: 1 1/8"	Matte	H-AC-0191-?? H-AC-P191 (per piece part #) COLOR: White (10), Linen (33), Antique White (00), Cream (19), Alabaster (31), Chateau (66), Sandalwood (17), Gray (12), Pewter (32), Clay (18), Everest (29), Prairie (65), Premium Blue (48), Sage (39), Canyon (59), Granite (51), Aspen (53), Pueblo (63), Nautica (49), Mountain Berry (68), Timberline (20), Sea Slate (46), Nightfall (40), Neptune (101), Musket Brown (102), Coal Black (103), Myst Gray (104), Harvest Red (105), Pine (106)	12' 6"	0.042	16 Piece - 200' Carton 1 Piece (Signature Colors only)
Undersill Finish Trim Reception: N/A Face: 3/4"	Matte	H-AC-0195-?? H-AC-P195 (per piece part #) COLOR: White (10), Linen (33), Antique White (00), Cream (19), Alabaster (31), Chateau (66), Sandalwood (17), Gray (12), Pewter (32), Clay (18), Everest (29), Prairie (65), Premium Blue (48), Sage (39), Canyon (59), Granite (51), Aspen (53), Pueblo (63), Nautica (49), Mountain Berry (68), Timberline (20), Sea Slate (46), Nightfall (40), Neptune (101), Myst Gray (104), Harvest Red (105w), Pine (106) UNDERSILL IS USED AS THE STARTER STRIP FOR WINDOW/DOOR SURROUND	12' 6"	0.042	20 Piece - 250' Carton (Signature Colors only) 40 Piece - 500' Carton (Lifestyle Colors only) 1 Piece (Signature Colors only)
3/4" Window / Door Surround Reception: 3/4" Face: 3 1/2"	Matte	H-WD-45172-?? H-WD-P4172 (per piece part #) COLOR: White (10), Sandalwood (17), Clay (18) NOTE: For use with all sidings except CedarMAX	12' 6"	0.042	24 Piece - 300' Carton 1 Piece (Signature Colors only)
3/4" Window / Door Surround 20' Reception: 3/4" Face: 3 1/2"	Matte	H-WD-45171-10 COLOR: White (10)	20'	0.042	24 Piece - 480' Carton

- Super Polymer Formulation
- Double Ply Nailing Hem
- High Windload Performance
- Tri-Pigment Technology & Weather Barrier Shield
- Lifetime Limited Warranty
- 5/8" Panel Projection
- Standard Design Pressure Rating: 80 psf (ASD)*
- Able to withstand winds of: 182 (mph, ASD)*


*Rating per VSI Wind Speed Calculation Guidelines
Florida Building Code FL#19598.6-R3

**Coordinating Accessories
for HeartTech are found
on pages 20 and 21**

Lifestyle Collection



Signature Collection



Always refer to our color selector for accurate color representation prior to purchase.



Oak Woodgrain Impression

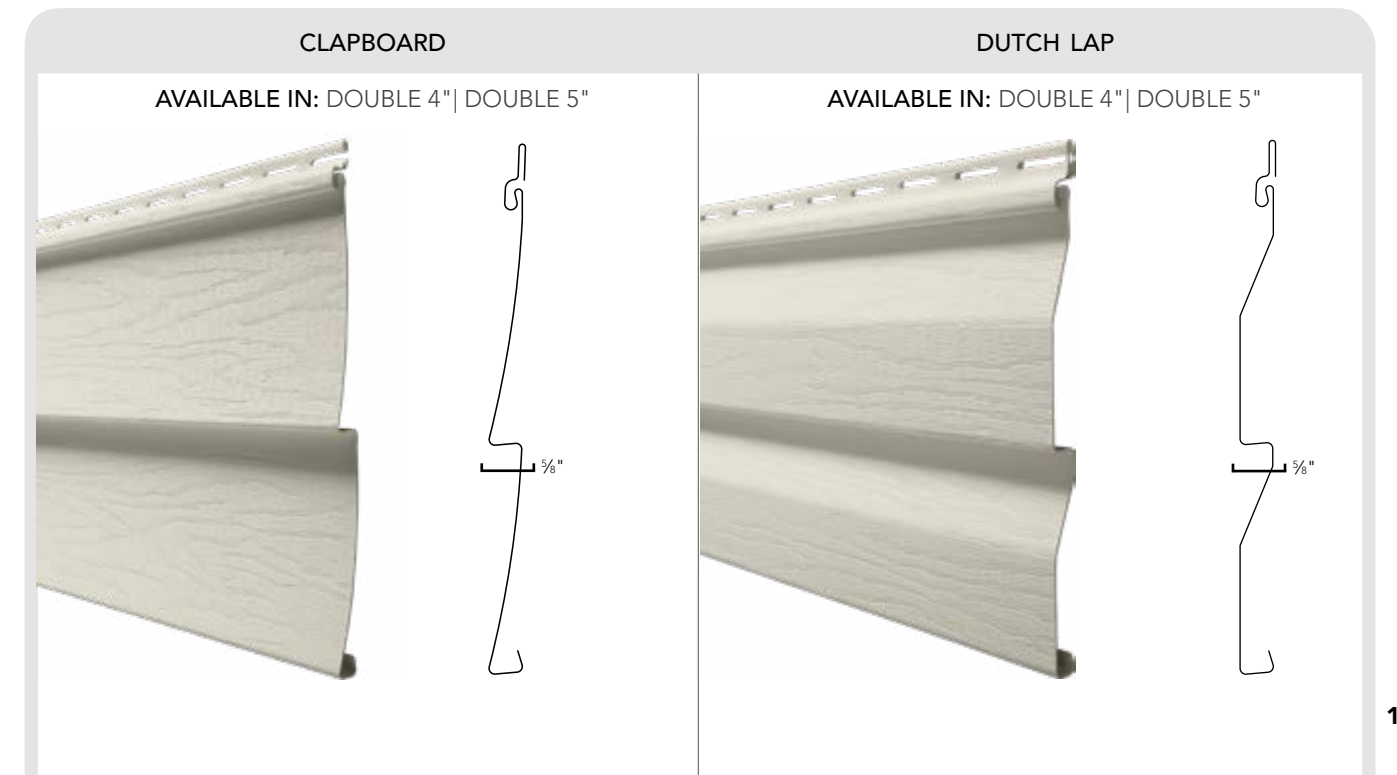
When ordering, replace "???" with the appropriate color code to complete the part number.

■ Lifestyle Collection ■ Signature Collection

PRODUCT	CODE	PER CARTON	# PIECES	LENGTH	THICKNESS (IN.)
Double 4"	H-SI-45241-??	2 sqrs	24	12' 6"	0.044
Double 4" Dutch Lap	H-SI-45242-??	2 sqrs	24	12' 6"	0.044
Double 5"	H-SI-45250-??	2 sqrs	20	12'	0.044
Double 5" Dutch Lap	H-SI-45252-??	2 sqrs	20	12'	0.044

COLOR: White (10), Linen (33), Antique White (00), Cream (19), Alabaster (31), Chateau (66), Sandalwood (17), Gray (12), Pewter (32), Clay (18), Everest (29), Prairie (65), Premium Blue (48), Sage (39), Canyon (59), Granite (51), Aspen (53), Pueblo (63), Nautica (49), Mountain Berry (68), Timberline (20), Sea Slate (46), Nightfall (40), Neptune (101), Myst Gray (104), Harvest Red (105), Pine (106)

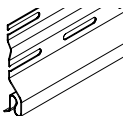
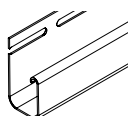
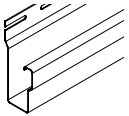
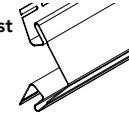
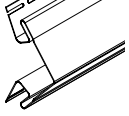
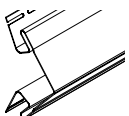
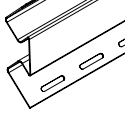
NOTE: Recommended Starter Strip for all HeartTech is part #H-AC-0670 (steel) or #H-AC-0671 (vinyl)



CERTIFICATION PROGRAM

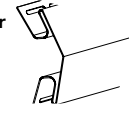
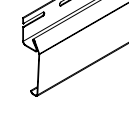
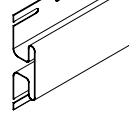
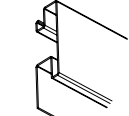
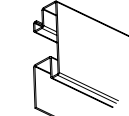
When ordering, replace "???" with the appropriate color code to complete the part number.

■ Lifestyle Collection ■ Signature Collection

PRODUCT	FINISH	CODE	LENGTH	THICKNESS (IN.)	AVAILABILITY
Starter Strips 	Vinyl	H-AC-0671	12' 6"	N/A	40 Piece - 500' Carton
	Steel	H-AC-0670	10'	N/A	25 Piece - 250' Carton
5/8" J-Channel Reception: 5/8" Face: 1 1/2" 	Matte	H-CH-0140-?? H-CH-P140 (per piece part #)	12' 6"	0.042	20 Piece - 250' Carton (Signature Colors only) 40 Piece - 500' Carton (Lifestyle Colors only) 1 Piece (Signature Colors only)
		COLOR: White (10), Linen (33), Antique White (00), Cream (19), Alabaster (31), Chateau (66), Sandalwood (17), Gray (12), Pewter (32), Clay (18), Everest (29), Prairie (65), Premium Blue (48), Sage (39), Canyon (59), Granite (51), Aspen (53), Pueblo (63), Nautica (49), Mountain Berry (68), Timberline (20), Sea Slate (46), Nightfall (40), Neptune (101), Myst Gray (104), Harvest Red (105), Pine (106)			
Designer Brickmold J-Channel Reception: up to 3/4" Face: 2 1/4" 	Matte	H-CH-0310-10 COLOR: White (10)	12' 6"	0.042	16 Piece - 200' Carton
5/8" Outside Corner Post Reception: 5/8" Face: 3 3/4" 	Matte	H-CP-45118-??	12'	0.044	8 Piece - 96' Carton
		COLOR: White (10), Linen (33), Antique White (00), Cream (19), Alabaster (31), Chateau (66), Sandalwood (17), Gray (12), Pewter (32), Clay (18), Everest (29), Prairie (65), Premium Blue (48), Sage (39), Canyon (59), Granite (51), Aspen (53), Pueblo (63), Nautica (49), Mountain Berry (68), Timberline (20), Sea Slate (46), Nightfall (40), Neptune (101), Myst Gray (104), Harvest Red (105), Pine (106)			
5/8" Outside Corner Post Reception: 5/8" Face: 3 3/4" 	Woodgrain	H-CP-45114-?? H-CP-P5114 (per piece part #)	10'	0.044	10 Piece - 100' Carton 1 Piece (Signature Colors only)
		COLOR: White (10), Linen (33), Antique White (00), Cream (19), Alabaster (31), Chateau (66), Sandalwood (17), Gray (12), Pewter (32), Clay (18), Everest (29), Prairie (65), Premium Blue (48), Sage (39), Canyon (59), Granite (51), Aspen (53), Pueblo (63), Nautica (49), Mountain Berry (68), Timberline (20), Sea Slate (46), Nightfall (40), Neptune (101), Myst Gray (104), Harvest Red (105), Pine (106)			
5/8" Outside Corner Post Reception: 5/8" Face: 3 3/4" 	Matte	H-CP-45116-?? H-CP-P5116 (per piece part #)	10'	0.044	10 Piece - 100' Carton 1 Piece (Signature Colors only)
		COLOR: White (10), Linen (33), Antique White (00), Cream (19), Alabaster (31), Chateau (66), Sandalwood (17), Gray (12), Pewter (32), Clay (18), Everest (29), Prairie (65), Premium Blue (48), Sage (39), Canyon (59), Granite (51), Aspen (53), Pueblo (63), Nautica (49), Mountain Berry (68), Timberline (20), Sea Slate (46), Nightfall (40), Neptune (101), Myst Gray (104), Harvest Red (105), Pine (106)			
3/4" Inside Corner Post Reception: 3/4" Face: 1 1/2" 	Matte	H-CP-45155-?? H-CP-P4155 (per piece part #)	10'	0.042	10 Piece - 100' Carton 1 Piece (Signature Colors only)
		COLOR: White (10), Linen (33), Antique White (00), Cream (19), Alabaster (31), Chateau (66), Sandalwood (17), Gray (12), Pewter (32), Clay (18), Everest (29), Prairie (65), Premium Blue (48), Sage (39), Canyon (59), Granite (51), Aspen (53), Pueblo (63), Nautica (49), Mountain Berry (68), Timberline (20), Sea Slate (46), Nightfall (40), Neptune (101), Myst Gray (104), Harvest Red (105), Pine (106)			

When ordering, replace "???" with the appropriate color code to complete the part number.

■ Lifestyle Collection ■ Signature Collection

PRODUCT	FINISH	CODE	LENGTH	THICKNESS (IN.)	AVAILABILITY
3/4" Bay Window Corner Post (45° angle) Reception: 3/4" Face: 2" 	Matte	H-CP-45186-10	10'	0.042	9 Piece - 90' Carton
		COLOR: White (10)			
Transition Trim Reception: 3/8" Face: 2 1/4" 	Matte	H-AC-0181-??	12' 6"	0.042	24 Piece - 300' Carton
		COLOR: White (10), Antique White (00), Cream (19), Sandalwood (17), Gray (12), Pewter (32), Clay (18)			
T-Trim Molding Reception: 3/4" Face: 1 1/8" 	Matte	H-AC-0191-?? H-AC-P191 (per piece part #)	12' 6"	0.042	16 Piece - 200' Carton 1 Piece (Signature Colors only)
		COLOR: White (10), Linen (33), Antique White (00), Cream (19), Alabaster (31), Chateau (66), Sandalwood (17), Gray (12), Pewter (32), Clay (18), Everest (29), Prairie (65), Premium Blue (48), Sage (39), Canyon (59), Granite (51), Aspen (53), Pueblo (63), Nautica (49), Mountain Berry (68), Timberline (20), Sea Slate (46), Nightfall (40), Neptune (101), Musket Brown (102), Coal Black (103), Myst Gray (104), Harvest Red (105), Pine (106)			
Undersill Finish Trim Reception: N/A Face: 3/4" 	Matte	H-AC-0195-?? H-AC-P195 (per piece part #)	12' 6"	0.042	20 Piece - 250' Carton (Signature Colors only) 40 Piece - 500' Carton (Lifestyle Colors only) 1 Piece (Signature Colors only)
		COLOR: White (10), Linen (33), Antique White (00), Cream (19), Alabaster (31), Chateau (66), Sandalwood (17), Gray (12), Pewter (32), Clay (18), Everest (29), Prairie (65), Premium Blue (48), Sage (39), Canyon (59), Granite (51), Aspen (53), Pueblo (63), Nautica (49), Mountain Berry (68), Timberline (20), Sea Slate (46), Nightfall (40), Neptune (101), Myst Gray (104), Harvest Red (105w), Pine (106) UNDERSILL IS USED AS THE STARTER STRIP FOR WINDOW/DOOR SURROUND			
3/4" Window / Door Surround Reception: 3/4" Face: 3 1/2" 	Matte	H-WD-45172-?? H-WD-P4172 (per piece part #)	12' 6"	0.042	24 Piece - 300' Carton 1 Piece (Signature Colors only)
		COLOR: White (10), Sandalwood (17), Clay (18) NOTE: For use with all sidings except CedarMAX			
3/4" Window / Door Surround 20' Reception: 3/4" Face: 3 1/2" 	Matte	H-WD-45171-10	20'	0.042	24 Piece - 480' Carton
		COLOR: White (10)			

- Super Polymer Formulation
- Tri-Pigment Technology & Weather Barrier Shield
- Half Rollover Nail Guard
- High Impact Resistance
- Drop Guard
- 1/16" Panel Projection
- Lifetime Limited Warranty
- Standard Design Pressure Rating: 68.9 psf (ASD)*
- Able to withstand winds of: 169 (mph, ASD)*


*Rating per VSI Wind Speed Calculation Guidelines
Florida Building Code FL#19598.9

Coordinating Accessories for Willowbrook are found on pages 24 and 25

Lifestyle Collection



Signature Collection



† Not available in Double 5"

Always refer to our color selector for accurate color representation prior to purchase.



Cedar Woodgrain Impression

When ordering, replace "???" with the appropriate color code to complete the part number.

■ Lifestyle Collection ■ Signature Collection

PRODUCT	CODE	PER CARTON	# PIECES	LENGTH	THICKNESS (IN.)
Double 4"	H-SI-45600-??	2 sqrs	24	12' 6"	0.042
Double 4" Dutch Lap	H-SI-45605-??	2 sqrs	24	12' 6"	0.042
Double 4.5"	H-SI-45610-??	2 sqrs	22	12' 1"	0.042
	H-SI-45620-??	2 sqrs	16	16' 8"	0.042
Double 4.5" Dutch Lap	H-SI-45615-??	2 sqrs	22	12' 1"	0.042
	H-SI-45625-??	2 sqrs	16	16' 8"	0.042
Double 5"	H-SI-45630-??	2 sqrs	20	12'	0.042
Double 5" Dutch Lap	H-SI-45635-??	2 sqrs	20	12'	0.042

COLOR: White (10), Linen (33), Antique White (00), Cream (19), Alabaster (31), Chateau (66), Sandalwood (17), Gray (12), Pewter (32), Clay (18), Everest (29), Prairie (65), Sage (39), Canyon (59), Granite (51), Aspen (53), Pueblo (63), Nautica (49), Myst Gray (104)

NOTE: Recommended Starter Strip for all Willowbrook is part #H-AC-0670 (steel)



CERTIFICATION PROGRAM

When ordering, replace "???" with the appropriate color code to complete the part number.

■ Lifestyle Collection ■ Signature Collection

PRODUCT	FINISH	CODE	LENGTH	THICKNESS (IN.)	AVAILABILITY
Starter Strips	Steel	H-AC-0670	10'	N/A	25 Piece - 250' Carton
Designer Brickmold J-Channel Reception: up to 3/4" Face: 2 1/4"	Matte	H-CH-0310-10 COLOR: White (10)	12' 6"	0.042	16 Piece - 200' Carton
5/8" J-Channel Reception: 3/4" Face: 1 1/2"	Matte	H-CH-0140-?? H-CH-P140 (per piece part #)	12' 6"	0.042	20 Piece - 250' Carton (Signature Colors only) 40 Piece - 500' Carton (Lifestyle Colors only) 1 Piece (Signature Colors only)
5/8" Outside Corner Post Reception: 3/4" Face: 3 3/4"	Woodgrain	H-CP-45114-?? H-CP-P5114 (per piece part #)	10'	0.044	10 Piece - 100' Carton 1 Piece (Signature Colors only)
5/8" Outside Corner Post Reception: 3/4" Face: 3 3/4"	Matte	H-CP-45116-?? H-CP-P5116 (per piece part #)	10'	0.044	10 Piece - 100' Carton 1 Piece (Signature Colors only)
5/8" Outside Corner Post Reception: 3/4" Face: 3 3/4"	Matte	H-CP-45118-??	12'	0.044	8 Piece - 96' Carton
3/4" Inside Corner Post Reception: 3/4" Face: 1 1/2"	Matte	H-CP-45155-?? H-CP-P4155 (per piece part #)	10'	0.042	10 Piece - 100' Carton 1 Piece (Signature Colors only)
3/4" Bay Window Corner Post (45° angle) Reception: 3/4" Face: 2"	Matte	H-CP-45186-10 COLOR: White (10)	10'	0.042	9 Piece - 90' Carton

When ordering, replace "???" with the appropriate color code to complete the part number.

■ Lifestyle Collection ■ Signature Collection

PRODUCT	FINISH	CODE	LENGTH	THICKNESS (IN.)	AVAILABILITY
Transition Trim Reception: 3/8" Face: 2 1/4"	Matte	H-AC-0181-??	12' 6"	0.042	24 Piece - 300' Carton
T-Trim Molding Reception: 3/4" Face: 1 1/2"	Matte	H-AC-0191-?? H-AC-P191 (per piece part #)	12' 6"	0.042	16 Piece - 200' Carton 1 Piece (Signature Colors only)
Undersill Finish Trim Reception: N/A Face: 3/4"	Matte	H-AC-0195-?? H-AC-P195 (per piece part #)	12' 6"	0.042	20 Piece - 250' Carton (Signature Colors only) 40 Piece - 500' Carton (Lifestyle Colors only) 1 Piece (Signature Colors only)
3/4" Window / Door Surround Reception: 3/4" Face: 3 1/2"	Matte	H-WD-45172-?? H-WD-P4172 (per piece part #)	12' 6"	0.042	24 Piece - 300' Carton
3/4" Window / Door Surround 20' Reception: 3/4" Face: 3 1/2"	Matte	H-WD-45171-10	20'	0.042	24 Piece - 480' Carton

UNDERSILL IS USED AS THE STARTER STRIP FOR WINDOW/DOOR SURROUND

NOTE: For use with all sidings except CedarMAX

- Super Polymer Formulation
- Weather Barrier Shield
- Lifetime Limited Warranty
- 5/8" Panel Projection
- Standard Design Pressure Rating: 50 psf (ASD)*
- Able to withstand winds of: 144 (mph, ASD)*

*Rating per VSI Wind Speed Calculation Guidelines
Florida Building Code FL#19598.8

**Coordinating Accessories
for Ultra are found
on pages 28 and 29**

Lifestyle Collection



Always refer to our color selector for accurate color representation prior to purchase.



Soft Mill Grain Impression

When ordering, replace "???" with the appropriate color code to complete the part number.

■ Lifestyle Collection ■ Signature Collection


PRODUCT	CODE	PER CARTON	# PIECES	LENGTH	THICKNESS (IN.)
Double 4"	H-SI-45440-??	2 sqrs	24	12' 6"	0.040
Double 4" Dutch Lap	H-SI-45450-??	2 sqrs	24	12' 6"	0.040
Double 5" Dutch Lap	H-SI-45451-??	2 sqrs	20	12'	0.040

COLOR: White (10), Antique White (00), Cream (19), Alabaster (31), Chateau (66), Sandalwood (17), Gray (12), Pewter (32), Clay (18), Everest (29)

NOTE: Recommended Starter Strip for all Ultra is part #H-AC-0670 (steel) or #H-AC-0671 (vinyl)

CLAPBOARD

AVAILABLE IN: DOUBLE 4.5"



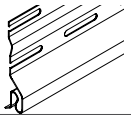
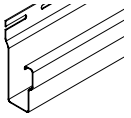
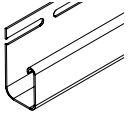
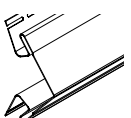
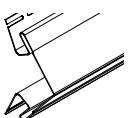
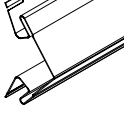
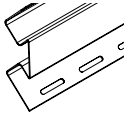
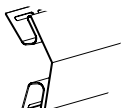
DUTCH LAP

AVAILABLE IN: DOUBLE 4.5"



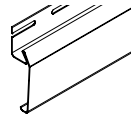
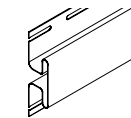
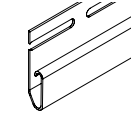
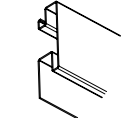
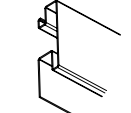
When ordering, replace "???" with the appropriate color code to complete the part number.

■ Lifestyle Collection ■ Signature Collection

PRODUCT	FINISH	CODE	LENGTH	THICKNESS (IN.)	AVAILABILITY
Starter Strips 	Vinyl	H-AC-0671	12' 6"	N/A	40 Piece - 500' Carton
	Steel	H-AC-0670	10'	N/A	25 Piece - 250' Carton
Designer Brickmold J-Channel Reception: up to 3/4" Face: 2 1/4" 	Matte	H-CH-0310-10	12' 6"	0.042	16 Piece - 200' Carton
		COLOR: White (10)			
3/8" J-Channel Reception: 3/8" Face: 1 1/8" 	Matte	H-CH-0140-??	12' 6"	0.042	20 Piece - 250' Carton (Signature Colors only)
		H-CH-P140 (per piece part #)			40 Piece - 500' Carton (Lifestyle Colors only) 1 Piece (Signature Colors only)
3/8" Outside Corner Post Reception: 3/8" Face: 3 3/4" 	Woodgrain	H-CP-45114-??	10'	0.044	10 Piece - 100' Carton
		H-CP-P5114 (per piece part #)			1 Piece (Signature Colors only)
3/8" Outside Corner Post Reception: 3/8" Face: 3 3/4" 	Matte	H-CP-45116-??	10'	0.044	10 Piece - 100' Carton
		H-CP-P5116 (per piece part #)			1 Piece (Signature Colors only)
3/8" Outside Corner Post Reception: 3/8" Face: 3 3/4" 	Matte	H-CP-45118-??	12'	0.044	8 Piece - 96' Carton
		COLOR: White (10), Linen (33), Antique White (00), Cream (19), Alabaster (31), Chateau (66), Sandalwood (17), Gray (12), Pewter (32), Clay (18), Everest (29), Prairie (65), Premium Blue (48), Sage (39), Canyon (59), Granite (51), Aspen (53), Pueblo (63), Nautica (49), Mountain Berry (68), Timberline (20), Sea Slate (46), Nightfall (40), Neptune (101), Myst Gray (104), Harvest Red (105), Pine (106)			
3/4" Inside Corner Post Reception: 3/4" Face: 1 1/2" 	Matte	H-CP-45155-??	10'	0.042	10 Piece - 100' Carton
		H-CP-P4155 (per piece part #)			1 Piece (Signature Colors only)
3/4" Bay Window Corner Post (45° angle) Reception: 3/4" Face: 2" 	Matte	H-CP-45186-10	10'	0.042	9 Piece - 90' Carton
		COLOR: White (10)			

When ordering, replace "???" with the appropriate color code to complete the part number.

■ Lifestyle Collection ■ Signature Collection

PRODUCT	FINISH	CODE	LENGTH	THICKNESS (IN.)	AVAILABILITY
Transition Trim Reception: 3/8" Face: 2 1/4" 	Matte	H-AC-0181-??	12' 6"	0.042	24 Piece - 300' Carton
		COLOR: White (10), Antique White (00), Cream (19), Alabaster (31), Sandalwood (17), Gray (12), Pewter (32), Clay (18)			
T-Trim Molding Reception: 3/4" Face: 1 1/8" 	Matte	H-AC-0191-??	12' 6"	0.042	16 Piece - 200' Carton
		H-AC-P191 (per piece part #)			1 Piece (Signature Colors only)
Undersill Finish Trim Reception: N/A Face: 3/4" 	Matte	H-AC-0195-??	12' 6"	0.042	20 Piece - 250' Carton (Signature Colors only)
		H-AC-P195 (per piece part #)			40 Piece - 500' Carton (Lifestyle Colors only) 1 Piece (Signature Colors only)
3/4" Window / Door Surround Reception: 3/4" Face: 3 1/2" 	Matte	H-WD-45172-??	12' 6"	0.042	24 Piece - 300' Carton
		H-WD-P4172 (per piece part #)			COLOR: White (10), Sandalwood (17), Clay (18)
3/4" Window / Door Surround 20' Reception: 3/4" Face: 3 1/2" 	Matte	H-WD-45171-10	20'	0.042	24 Piece - 480' Carton
		COLOR: White (10)			


UNDERSILL IS USED AS THE STARTER STRIP FOR WINDOW/DOOR SURROUND

NOTE: For use with all sidings except CedarMAX


- Super Polymer Formulation
- Tri-Pigment Technology & Weather Barrier Shield
- 5/8" Panel Projection
- Lifetime Limited Warranty
- Standard Design Pressure Rating: 50 psf (ASD)
- Able to withstand winds of : 144 (mph, ASD) (8" Universal)

*Rating per VSI Wind Speed Calculation Guidelines Florida Building Code FL#19598.7

Coordinating Accessories for Traditional are found on pages 32 and 33



Cedar Woodgrain Impression (6.5 Beaded)




Matte Impression (8" Universal)



Lifestyle Collection



Signature Collection




Δ 8" Universal ONLY available in white.

Always refer to our color selector for accurate color representation prior to purchase.


When ordering, replace "???" with the appropriate color code to complete the part number.

■ Lifestyle Collection ■ Signature Collection

PRODUCT	CODE	PER CARTON	# PIECES	LENGTH	THICKNESS (IN.)
---------	------	------------	----------	--------	-----------------

6.5" Beaded Single		H-SI-45397-??	1 sqr	15	12' 4"	0.048
		COLOR: White (10), Linen (33), Antique White (00), Cream (19), Alabaster (31), Chateau (66), Sandalwood (17), Gray (12), Pewter (32), Clay (18), Everest (29), Prairie (65), Premium Blue (48), Sage (39), Canyon (59), Granite (51), Aspen (53), Pueblo (63), Nautica (49)				

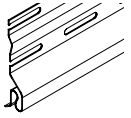
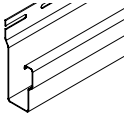
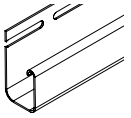
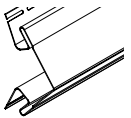
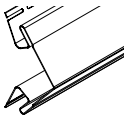
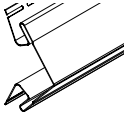
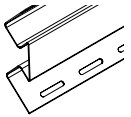
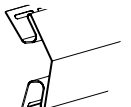
NOTE: Recommended Starter Strip for all Traditional is part #H-AC-0670 (steel) or #H-AC-0671 (vinyl)



TRADITIONAL™ | ACCESSORIES

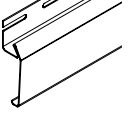
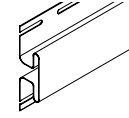
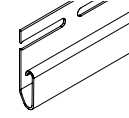
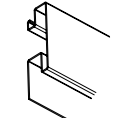
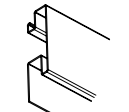
When ordering, replace "??" with the appropriate color code to complete the part number.

■ Lifestyle Collection ■ Signature Collection

PRODUCT	FINISH	CODE	LENGTH	THICKNESS (IN.)	AVAILABILITY
Starter Strips 	Vinyl	H-AC-0671	12' 6"		40 Piece - 500' Carton
	Steel	H-AC-0670	10'		25 Piece - 250' Carton
Designer Brickmold J-Channel Reception: up to 3/4" Face: 2 1/4" 	Matte	H-CH-0310-10	12' 6"	0.042	16 Piece - 200' Carton
		COLOR: White (10)			
3/8" J-Channel Reception: 3/8" Face: 1 1/8" 	Matte	H-CH-0140-?? H-CH-P140 (per piece part #)	12' 6"	0.042	20 Piece - 250' Carton (Signature Colors only) 40 Piece - 500' Carton (Lifestyle) 1 Piece (Signature Colors only)
		COLOR: White (10), Linen (33), Antique White (00), Cream (19), Alabaster (31), Chateau (66), Sandalwood (17), Gray (12), Pewter (32), Clay (18), Everest (29), Prairie (65), Premium Blue (48), Sage (39), Canyon (59), Granite (51), Aspen (53), Pueblo (63), Nautica (49), Mountain Berry (68), Timberline (20), Sea Slate (46), Nightfall (40), Neptune (101), Myst Gray (104), Harvest Red (105), Pine (106)			
3/8" Outside Corner Post Reception: 3/8" Face: 3 3/4" 	Woodgrain	H-CP-45114-?? H-CP-P5114 (per piece part #)	10'	0.044	10 Piece - 100' Carton 1 Piece (Signature Colors only)
		COLOR: White (10), Linen (33), Antique White (00), Cream (19), Alabaster (31), Chateau (66), Sandalwood (17), Gray (12), Pewter (32), Clay (18), Everest (29), Prairie (65), Premium Blue (48), Sage (39), Canyon (59), Granite (51), Aspen (53), Pueblo (63), Nautica (49), Mountain Berry (68), Timberline (20), Sea Slate (46), Nightfall (40), Neptune (101), Myst Gray (104), Harvest Red (105), Pine (106)			
3/8" Outside Corner Post Reception: 3/8" Face: 3 3/4" 	Matte	H-CP-45116-?? H-CP-P5116 (per piece part #)	10'	0.044	10 Piece - 100' Carton 1 Piece (Signature Colors only)
		COLOR: White (10), Linen (33), Antique White (00), Cream (19), Alabaster (31), Chateau (66), Sandalwood (17), Gray (12), Pewter (32), Clay (18), Everest (29), Prairie (65), Premium Blue (48), Sage (39), Canyon (59), Granite (51), Aspen (53), Pueblo (63), Nautica (49), Mountain Berry (68), Timberline (20), Sea Slate (46), Nightfall (40), Neptune (101), Myst Gray (104), Harvest Red (105), Pine (106)			
3/8" Outside Corner Post Reception: 3/8" Face: 3 3/4" 	Matte	H-CP-45118-??	12'	0.044	8 Piece - 96' Carton
		COLOR: White (10), Linen (33), Antique White (00), Cream (19), Alabaster (31), Chateau (66), Sandalwood (17), Gray (12), Pewter (32), Clay (18), Everest (29), Prairie (65), Premium Blue (48), Sage (39), Canyon (59), Granite (51), Aspen (53), Pueblo (63), Nautica (49), Mountain Berry (68), Timberline (20), Sea Slate (46), Nightfall (40), Neptune (101), Myst Gray (104), Harvest Red (105), Pine (106)			
3/4" Inside Corner Post Reception: 3/4" Face: 1 1/2" 	Matte	H-CP-45155-?? H-CP-P4155 (per piece part #)	10'	0.042	10 Piece - 100' Carton 1 Piece (Signature Colors only)
		COLOR: White (10), Linen (33), Antique White (00), Cream (19), Alabaster (31), Chateau (66), Sandalwood (17), Gray (12), Pewter (32), Clay (18), Everest (29), Prairie (65), Premium Blue (48), Sage (39), Canyon (59), Granite (51), Aspen (53), Pueblo (63), Nautica (49), Mountain Berry (68), Timberline (20), Sea Slate (46), Nightfall (40), Neptune (101), Myst Gray (104), Harvest Red (105), Pine (106)			
3/4" Bay Window Corner Post (45° angle) Reception: 3/4" Face: 2" 	Matte	H-CP-45186-10	10'	0.042	9 Piece - 90' Carton
		COLOR: White (10)			

When ordering, replace "??" with the appropriate color code to complete the part number.

■ Lifestyle Collection ■ Signature Collection

PRODUCT	FINISH	CODE	LENGTH	THICKNESS (IN.)	AVAILABILITY
Transition Trim Reception: 3/8" Face: 2 1/4" 	Matte	H-AC-0181-??	12' 6"	0.042	24 Piece - 300' Carton
		COLOR: White (10), Antique White (00), Cream (19), Alabaster (31), Sandalwood (17), Gray (12), Pewter (32), Clay (18)			
T-Trim Molding Reception: 3/4" Face: 1 1/8" 	Matte	H-AC-0191-?? H-AC-P191 (per piece part #)	12' 6"	0.042	16 Piece - 200' Carton 1 Piece (Signature Colors only)
		COLOR: White (10), Linen (33), Antique White (00), Cream (19), Alabaster (31), Chateau (66), Sandalwood (17), Gray (12), Pewter (32), Clay (18), Everest (29), Prairie (65), Premium Blue (48), Sage (39), Canyon (59), Granite (51), Aspen (53), Pueblo (63), Nautica (49), Mountain Berry (68), Timberline (20), Sea Slate (46), Nightfall (40), Neptune (101), Musket Brown (102), Myst Gray (104), Harvest Red (105), Pine (106)			
Undersill Finish Trim Face: 3/4" 	Matte	H-AC-0195-?? H-AC-P195 (per piece part #)	12' 6"	0.042	20 Piece - 250' Carton (Signature Colors only) 40 Piece - 500' Carton (Lifestyle Colors only) 1 Piece (Signature Colors only)
		COLOR: White (10), Linen (33), Antique White (00), Cream (19), Alabaster (31), Chateau (66), Sandalwood (17), Gray (12), Pewter (32), Clay (18), Everest (29), Prairie (65), Premium Blue (48), Sage (39), Canyon (59), Granite (51), Aspen (53), Pueblo (63), Nautica (49), Mountain Berry (68), Timberline (20), Sea Slate (46), Nightfall (40), Neptune (101), Myst Gray (104), Harvest Red (105), Pine (106)			
		UNDERSILL IS USED AS THE STARTER STRIP FOR WINDOW/DOOR SURROUND			
3/4" Window / Door Surround Reception: 3/4" Face: 3 1/2" 	Matte	H-WD-45172-?? H-WD-P4172 (per piece part #)	12' 6"	0.042	24 Piece - 300' Carton
		COLOR: White (10), Sandalwood (17), Clay (18)			
		NOTE: For use with all sidings except CedarMAX			
3/4" Window / Door Surround 20' Reception: 3/4" Face: 3 1/2" 	Matte	H-WD-45171-10	20'	0.042	24 Piece - 480' Carton
		COLOR: White (10)			

HARBOR MILL™

POLYPROPYLENE SHAKE AND SHINGLE COLLECTION

- Rigid Lightweight Material
- No Painting, Staining, or Caulking Required
- Inherently Moisture Resistant—Will Not Rot
- Low-Maintenance—Just Rinse With a Garden Hose
- Lifetime Limited Warranty
- Continuous Locking Hem
- Drop Guard
- Starter & Stagger Pattern Guide Marks
- Alignment Guide
- Easy To Handle Lengths
- Available in 28 ProVia colors, including Coal Black

Coordinating Accessories for Harbor Mill are found on pages 36 and 37



Natural Cedar Grain Rough-Sawn Shingle




Natural Cedar Grain Hand-Split Shake

Lifestyle Collection



Signature Collection



Always refer to our color selector for accurate color representation prior to purchase.

When ordering, replace "???" with the appropriate color code to complete the part number.

■ Lifestyle Collection ■ Signature Collection


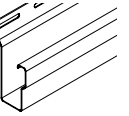
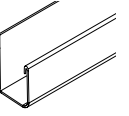
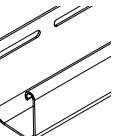
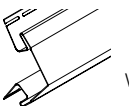
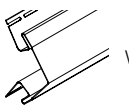
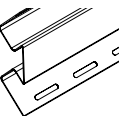
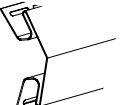
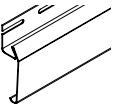
PRODUCT	CODE	PER CARTON	# PIECES	DIMENSIONS
Single 7" Rough-Sawn Shingle	H-SH-600-??	1 sqr	28	73 1/8" x 9 3/4"
Single 8" Staggered Hand-Split Shake	H-SH-610-??	1 sqr	28	73 1/8" x 8 1/8"
Corner Trim for Single 7" Rough-Sawn Shingle	H-SH-650-??	18 per box		9 1/16" x 5"
Corner Trim for Single 8" Hand-Split Shake	H-SH-651-??	18 per box		9 1/16" x 5"
Harbor Mill Steel Starter Strip	H-AC-0675	250'	25	10'
Aluminum J-Channel Reception: 3/4" Face: 1/8"	H-AL-0151-103	100'	10	10'

NOTE: 3/4" Black Aluminum J-Channel is intended for use with Coal Black Harbor Mill panels only. For more information, see page 25.



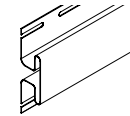
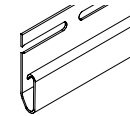
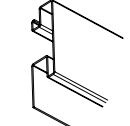
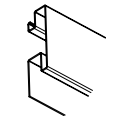
When ordering, replace "???" with the appropriate color code to complete the part number.

■ Lifestyle Collection ■ Signature Collection

PRODUCT	FINISH	CODE	LENGTH	THICKNESS (IN.)	AVAILABILITY
Harbor Mill Steel Starter Strip 	Steel	H-AC-0675?	10"	N/A	25 Piece - 250' Carton
Designer Brickmold J-Channel Reception: up to 3/4" Face: 2 1/4" 	Matte	H-CH-0310-10 COLOR: White (10)	12' 6"	0.042	16 Piece - 200' Carton
3/4" Aluminum J-Channel Reception: 3/4" Face: 1/2" 	Matte	H-AL-0151-103 COLOR: Coal Black (103) NOTE: 3/4" Black Aluminum J-Channel is intended for use with Coal Black Harbor Mill panels only	10'	0.019	10 Piece - 100' Carton
3/4" J-Channel Reception: 3/4" Face: 1 1/2" 	Matte	H-CH-0151-?? H-CH-P151 (per piece part #) COLOR: White (10), Linen (33), Antique White (00), Cream (19), Alabaster (31), Chateau (66), Sandalwood (17), Gray (12), Pewter (32), Clay (18), Everest (29), Prairie (65), Premium Blue (48), Sage (39), Canyon (59), Granite (51), Aspen (53), Pueblo (63), Nautica (49), Mountain Berry (68), Timberline (20), Sea Slate (46), Nightfall (40), Neptune (101), Musket Brown (102), Myst Gray (104), Harvest Red (105), Pine (106)	12' 6"	0.042	20 Piece - 250' Carton (Signature Colors only) 40 Piece - 500' Carton (Lifestyle Colors only) 1 Piece (Signature Colors only)
3/4" Outside Corner Post Reception: 3/4" Face: 3 3/4" 	Cedar Woodgrain	H-CP-45119-?? H-CP-P5119 (per piece part #) COLOR: White (10), Linen (33), Antique White (00), Cream (19), Alabaster (31), Chateau (66), Sandalwood (17), Gray (12), Pewter (32), Clay (18), Everest (29), Prairie (65), Premium Blue (48), Sage (39), Canyon (59), Granite (51), Aspen (53), Pueblo (63), Nautica (49), Mountain Berry (68), Timberline (20), Sea Slate (46), Nightfall (40), Neptune (101), Myst Gray (104), Harvest Red (105), Pine (106)	10'	0.044	10 Piece - 100' Carton 1 Piece (Signature Colors only)
3/4" Outside Corner Post Reception: 3/4" Face: 3 3/4" 	Cedar Woodgrain	H-CP-45121-?? COLOR: White (10), Sandalwood (17), Clay (18)	12'	0.044	8 Piece - 96' Carton
3/4" Inside Corner Post Reception: 3/4" Face: 1 1/2" 	Matte	H-CP-45155-?? H-CP-P4155 (per piece part #) COLOR: White (10), Linen (33), Antique White (00), Cream (19), Alabaster (31), Chateau (66), Sandalwood (17), Gray (12), Pewter (32), Clay (18), Everest (29), Prairie (65), Premium Blue (48), Sage (39), Canyon (59), Granite (51), Aspen (53), Pueblo (63), Nautica (49), Mountain Berry (68), Timberline (20), Sea Slate (46), Nightfall (40), Neptune (101), Myst Gray (104), Harvest Red (105), Pine (106)	10'	0.042	10 Piece - 100' Carton 1 Piece (Signature Colors only)
3/4" Bay Window Corner Post (45° angle) Reception: 3/4" Face: 2" 	Matte	H-CP-45186-10 COLOR: White (10)	10'	0.042	9 Piece - 90' Carton
Transition Trim Reception: 3/8" Face: 2 1/4" 	Matte	H-AC-0181-?? COLOR: White (10), Antique White (00), Cream (19), Sandalwood (17), Gray (12), Pewter (32), Clay (18)	12' 6"	0.042	24 Piece - 300' Carton

When ordering, replace "???" with the appropriate color code to complete the part number.

■ Lifestyle Collection ■ Signature Collection

PRODUCT	FINISH	CODE	LENGTH	THICKNESS (IN.)	AVAILABILITY
T-Trim Molding Reception: 3/4" Face: 1 1/8" 	Matte	H-AC-0191-?? H-AC-P191 (per piece part #) COLOR: White (10), Linen (33), Antique White (00), Cream (19), Alabaster (31), Chateau (66), Sandalwood (17), Gray (12), Pewter (32), Clay (18), Everest (29), Prairie (65), Premium Blue (48), Sage (39), Canyon (59), Granite (51), Aspen (53), Pueblo (63), Nautica (49), Mountain Berry (68), Timberline (20), Sea Slate (46), Nightfall (40), Neptune (101), Musket Brown (102), Coal Black (103), Myst Gray (104), Harvest Red (105), Pine (106)	12' 6"	0.042	16 Piece - 200' Carton 1 Piece (Signature Colors only)
Undersill Finish Trim Reception: N/A Face: 3/4" 	Matte	H-AC-0195-?? H-AC-P195 (per piece part #) COLOR: White (10), Linen (33), Antique White (00), Cream (19), Alabaster (31), Chateau (66), Sandalwood (17), Gray (12), Pewter (32), Clay (18), Everest (29), Prairie (65), Premium Blue (48), Sage (39), Canyon (59), Granite (51), Aspen (53), Pueblo (63), Nautica (49), Mountain Berry (68), Timberline (20), Sea Slate (46), Nightfall (40), Neptune (101), Myst Gray (104), Harvest Red (105w), Pine (106) UNDERSILL IS USED AS THE STARTER STRIP FOR WINDOW/DOOR SURROUND	12' 6"	0.042	20 Piece - 250' Carton (Signature Colors only) 40 Piece - 500' Carton (Lifestyle Colors only) 1 Piece (Signature Colors only)
3/4" Window / Door Surround Reception: 3/4" Face: 3 1/2" 	Matte	H-WD-45172-?? H-WD-P4172 (per piece part #) COLOR: White (10), Sandalwood (17), Clay (18) NOTE: For use with all sidings except CedarMAX	12' 6"	0.042	24 Piece - 300' Carton 1 Piece (Signature Colors only)
3/4" Window / Door Surround 20' Reception: 3/4" Face: 3 1/2" 	Matte	H-WD-45171-10 COLOR: White (10)	20'	0.042	24 Piece - 480' Carton

SOFFIT

SUPER POLYMER SIDING

- Woodhaven® Triple 3½" .042"
- Beaded Triple 1¾" .042"
- Universal Triple 4" .040"
- Universal Double 5" .040"

Airflow Values

T3 Hidden Vent, 7.20 Sq. In /Sq. Ft.
 Beaded Channel Vent, 6.12 Sq. In / Sq. Ft.
 D5 Drilled, 5.29 Sq. In /Sq. Ft.
 T4 Full Vent Drilled, 5.991.8 Sq. In / Sq. Ft.
 T4 Center Vent Drilled, 1.74 Sq. In / Sq. Ft.


Florida Building Code FL#19589.1-5

Coordinating Accessories for Soffit are found on pages 40 and 41

Lifestyle Collection



Signature Collection



Always refer to our color selector for accurate color representation prior to purchase.

When ordering, replace "???" with the appropriate color code to complete the part number.

■ Lifestyle Collection ■ Signature Collection

CATEGORY	PRODUCT	CODE	PER CARTON	# PIECES	LENGTH	THICKNESS (IN.)
Woodhaven® Soffit	Triple 3½" Hidden Vent	H-SO-45454-??	1 sqr	10	12'	0.042
	Triple 3½" Solid	H-SO-45455-??	1 sqr	10	12'	0.042
Beaded Soffit / Wainscot	Triple 1¾" (plus Bead) Solid	H-SO-45570-??	1 sqr	16	12' 6"	0.042
	Triple 1¾" (plus Bead) Hidden Vent	H-SO-45580-??	1 sqr	16	12' 6"	0.042
Universal Soffit	Triple 4" Center Vent Drilled	H-SO-45432-??	1.92 sqrs	16	12'	0.040
	Triple 4" Full Vent Drilled	H-SO-45443-??	1.92 sqrs	16	12'	0.040
	Triple 4" Solid	H-SO-45442-??	1.92 sqrs	16	12'	0.040
	Double 5" Solid	H-SO-45660-??	2 sqrs	20	12'	0.040
	Double 5" Full Vent Drilled	H-SO-45671-??	2 sqrs	20	12'	0.040
	Double 5" Solid Vertical	H-SO-4566V-??	2 sqrs	20	12'	0.044

Color Legend:
 COLOR: White (10), Linen (33), Antique White (00), Cream (19), Alabaster (31), Chateau (66), Sandalwood (17), Gray (12), Pewter (32), Clay (18), Everest (29), Prairie (65), Sage (39), Canyon (59), Granite (51), Aspen (53), Pueblo (63), Nautica (49), Mountain Berry (68), Timberline (20), Sea Slate (46), Nightfall (40), Neptune (101), Musket Brown (102), Coal Black (103), Myst Gray (104), Harvest Red (105), Pine (106)

NOT FOR USE AS VERTICAL SIDING

CAN BE USED AS A VERTICAL SIDING
 *FULL SKID MINIMUM

SOFFIT | ACCESSORIES

When ordering, replace "??" with the appropriate color code to complete the part number.

■ Lifestyle Collection ■ Signature Collection


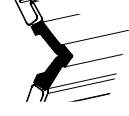
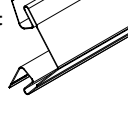
PRODUCT	FINISH	CODE	LENGTH	THICKNESS (IN.)	AVAILABILITY
½" F-Channel Reception: ½" Face: N/A	Matte	H-CH-0166-?? COLOR: White (10), Linen (33), Antique White (00), Cream (19), Alabaster (31), Sandalwood (17), Gray (12), Pewter (32), Clay (18), Musket Brown (102), Coal Black (103)	12' 6"	0.042	32 Piece - 400' Carton
¾" F-Channel Reception: ¼" Face: N/A	Matte	H-CH-0167-?? COLOR: White (10), Linen (33), Antique White (00), Cream (19), Alabaster (31), Chateau (66), Sandalwood (17), Gray (12), Pewter (32), Clay (18), Everest (29), Prairie (65), Sage (39), Canyon (59), Granite (51), Aspen (53), Pueblo (63), Nautica (49), Mountain Berry (68), Timberline (20), Sea Slate (46), Nightfall (40), Neptune (101), Musket Brown (102), Myst Gray (104), Harvest Red (105), Pine (106)	12' 6"	0.042	40 Piece - 500' Carton
¾" J-Channel Reception: ¾" Face: 1½"	Matte	H-CH-0151-?? H-CH-P151 (per piece part #) COLOR: White (10), Linen (33), Antique White (00), Cream (19), Alabaster (31), Chateau (66), Sandalwood (17), Gray (12), Pewter (32), Clay (18), Everest (29), Prairie (65), Premium Blue (48), Sage (39), Canyon (59), Granite (51), Aspen (53), Pueblo (63), Nautica (49), Mountain Berry (68), Timberline (20), Sea Slate (46), Nightfall (40), Neptune (101), Musket Brown (102), Myst Gray (104), Harvest Red (105), Pine (106)	12' 6"	0.042	20 Piece - 250' Carton (Signature Colors only) 40 Piece - 500' Carton (Lifestyle Colors only) 1 Piece (Signature Colors only)
¾" Aluminum J-Channel Reception: ¾" Face: ¾"	Matte	H-AL-0151-103 COLOR: Coal Black (103)	12'	0.019	25 Piece - 300' Carton
¾" J-Channel Reception: ¾" Face: 1½"	Matte	H-CH-0140-?? H-CH-P140 (per piece part #) COLOR: White (10), Linen (33), Antique White (00), Cream (19), Alabaster (31), Chateau (66), Sandalwood (17), Gray (12), Pewter (32), Clay (18), Everest (29), Prairie (65), Premium Blue (48), Sage (39), Canyon (59), Granite (51), Aspen (53), Pueblo (63), Nautica (49), Mountain Berry (68), Timberline (20), Sea Slate (46), Nightfall (40), Neptune (101), Myst Gray (104), Harvest Red (105), Pine (106)	12' 6"	0.042	20 Piece - 250' Carton (Signature Colors only) 40 Piece - 500' Carton (Lifestyle Colors only) 1 Piece (Signature Colors only)
½" J-Channel Reception: ½" Face: 1½"	Matte	H-CH-0144-?? COLOR: White (10), Linen (33), Antique White (00), Cream (19), Alabaster (31), Chateau (66), Sandalwood (17), Hero Blue (08), Gray (12), Pewter (32), Clay (18), Musket Brown (102), Coal Black (103)	12' 6"	0.042	30 Piece - 375' Carton 1 Piece (Musket Brown and Coal Black only)
¾" Cove Molding Reception: ¾"	Matte	H-AC-0170-?? COLOR: White (10), Sandalwood (17), Linen (33), Hero Blue (08), Clay (18) NOTE: For Use with Beaded Soffit/Wainscot	12' 6"	0.042	24 Piece - 300' Carton
Soffit Crown Mold Reception: ¾" Face: 2"	Matte	H-AC-0180-10 COLOR: White (10)	12' 6"	0.042	12 Piece - 150' Carton

PRODUCT	CODE	THICKNESS	SIZE	AVAILABILITY
Aluminum Coil - PVC Striated Coil not available in Hero Blue.	H-AL-1901-??	.019"	24" x 50'	1 Coil per Carton
Aluminum Coil - Poly Smooth Colors: Antique White (00), Hero Blue (08), White (10), Sandalwood (17), Clay (18), Timberline (20), Linen (33), Nightfall (40), Sea Slate (46), Pueblo (63). Remaining colors are special order - 1 week lead time.	H-AL-0850-??	.019"	24" x 50'	1 Coil per Carton

SIDING ACCESSORIES

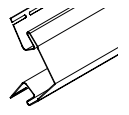
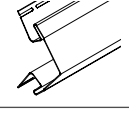
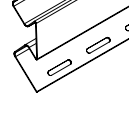
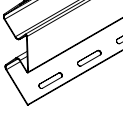
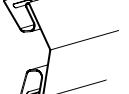
When ordering, replace "???" with the appropriate color code to complete the part number.

■ Lifestyle Collection ■ Signature Collection

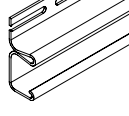
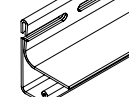
CORNERS					
PRODUCT	FINISH	CODE	LENGTH	THICKNESS (IN.)	AVAILABILITY
1½" Outside Corner Post Reception: 1½" Face: 3¾"	 Cedar Woodgrain	H-CP-65120-??	10'	0.044	8 Piece - 80' Carton 1 Piece
		H-CP-P5120 (per piece part #)			
COLOR: White (10), Linen (33), Antique White (00), Cream (19), Alabaster (31), Chateau (66), Sandalwood (17), Gray (12), Pewter (32), Clay (18), Everest (29), Prairie (65), Premium Blue (48), Sage (39), Canyon (59), Granite (51), Aspen (53), Pueblo (63), Nautica (49), Mountain Berry (68), Timberline (20), Sea Slate (46), Nightfall (40), Neptune (101), Myst Gray (104), Harvest Red (105), Pine (106) NOTE: 3¾" Face with Foam Insert					
1½" Outside Corner Post Reception: 1½" Face: 5"	 Matte	H-CP-65117-10	20'	0.044	4 Piece - 80' Carton
		H-CP-65116-??			
COLOR: White (10), Linen (33), Antique White (00), Cream (19), Alabaster (31), Chateau (66), Sandalwood (17), Gray (12), Pewter (32), Clay (18), Everest (29), Prairie (65), Premium Blue (48), Sage (39), Canyon (59), Granite (51), Aspen (53), Pueblo (63), Nautica (49), Mountain Berry (68), Timberline (20), Sea Slate (46), Nightfall (40), Neptune (101), Myst Gray (104), Harvest Red (105), Pine (106) NOTE: 5" Face with Foam Insert					
1½" Outside Corner Post Reception: 1½" Face: 5"	 Matte	H-CP-65116-??	10'	0.044	8 Piece - 80' Carton 1 Piece
		H-CP-P6116 (per piece part #)			
COLOR: White (10), Sandalwood (17), Clay (18) NOTE: 5" Face with Foam Insert					
1½" Inside Corner Post Reception: 1½" Face: 1½"	 Matte	H-CP-65155-??	10'	0.042	10 Piece - 100' Carton 1 Piece
		H-CP-P5155 (per piece part #)			
COLOR: White (10), Linen (33), Antique White (00), Cream (19), Alabaster (31), Chateau (66), Sandalwood (17), Gray (12), Pewter (32), Clay (18), Everest (29), Prairie (65), Premium Blue (48), Sage (39), Canyon (59), Granite (51), Aspen (53), Pueblo (63), Nautica (49), Mountain Berry (68), Timberline (20), Sea Slate (46), Nightfall (40), Neptune (101), Myst Gray (104), Harvest Red (105), Pine (106)					
¾" Outside Corner Post Reception: ¾" Face: 3¾"	 Woodgrain	H-CP-45114-??	10'	0.044	10 Piece - 100' Carton 1 Piece (Signature Colors only)
		H-CP-P5114 (per piece part #)			
COLOR: White (10), Linen (33), Antique White (00), Cream (19), Alabaster (31), Chateau (66), Sandalwood (17), Gray (12), Pewter (32), Clay (18), Everest (29), Prairie (65), Premium Blue (48), Sage (39), Canyon (59), Granite (51), Aspen (53), Pueblo (63), Nautica (49), Mountain Berry (68), Timberline (20), Sea Slate (46), Nightfall (40), Neptune (101), Myst Gray (104), Harvest Red (105), Pine (106)					
¾" Bay Window Corner Post (45° angle) Reception: ¾" Face: 2"	 Matte	H-CP-45186-10	10'	0.042	9 Piece - 90' Carton
		H-CP-45116-??			
COLOR: White (10)					
¾" Outside Corner Post Reception: ¾" Face: 3¾"	 Matte	H-CP-45116-??	10'	0.044	10 Piece - 100' Carton 1 Piece (Signature Colors only)
		H-CP-P5116 (per piece part #)			
COLOR: White (10), Linen (33), Antique White (00), Cream (19), Alabaster (31), Chateau (66), Sandalwood (17), Gray (12), Pewter (32), Clay (18), Everest (29), Prairie (65), Premium Blue (48), Sage (39), Canyon (59), Granite (51), Aspen (53), Pueblo (63), Nautica (49), Mountain Berry (68), Timberline (20), Sea Slate (46), Nightfall (40), Neptune (101), Myst Gray (104), Harvest Red (105), Pine (106)					
¾" Outside Corner Post Reception: ¾" Face: 3¾"	 Matte	H-CP-45118-??	12'	0.044	8 Piece - 96' Carton
		H-CP-45118-??			
COLOR: White (10), Linen (33), Antique White (00), Cream (19), Alabaster (31), Chateau (66), Sandalwood (17), Gray (12), Pewter (32), Clay (18), Everest (29), Prairie (65), Premium Blue (48), Sage (39), Canyon (59), Granite (51), Aspen (53), Pueblo (63), Nautica (49), Mountain Berry (68), Timberline (20), Sea Slate (46), Nightfall (40), Neptune (101), Myst Gray (104), Harvest Red (105), Pine (106)					

When ordering, replace "???" with the appropriate color code to complete the part number.

■ Lifestyle Collection ■ Signature Collection

PRODUCT	FINISH	CODE	LENGTH	THICKNESS (IN.)	AVAILABILITY
¾" Outside Corner Post Reception: ¾" Face: 3¾"	 Cedar Woodgrain	H-CP-45119-??	10'	0.044	10 Piece - 100' Carton 1 Piece (Signature Colors only)
		H-CP-P5119 (per piece part #)			
COLOR: White (10), Linen (33), Antique White (00), Cream (19), Alabaster (31), Chateau (66), Sandalwood (17), Gray (12), Pewter (32), Clay (18), Everest (29), Prairie (65), Premium Blue (48), Sage (39), Canyon (59), Granite (51), Aspen (53), Pueblo (63), Nautica (49), Mountain Berry (68), Timberline (20), Sea Slate (46), Nightfall (40), Neptune (101), Myst Gray (104), Harvest Red (105), Pine (106)					
¾" Outside Corner Post Reception: ¾" Face: 3¾"	 Cedar Woodgrain	H-CP-45121-??	12'	0.044	8 Piece - 96' Carton
		H-CP-45121-??			
COLOR: White (10), Sandalwood (17), Clay (18)					
¾" Inside Corner Post Reception: ¾" Face: 1½"	 Matte	H-CP-45155-??	10'	0.042	10 Piece - 100' Carton 1 Piece (Signature Colors only)
		H-CP-P4155 (per piece part #)			
COLOR: White (10), Linen (33), Antique White (00), Cream (19), Alabaster (31), Chateau (66), Sandalwood (17), Gray (12), Pewter (32), Clay (18), Everest (29), Prairie (65), Premium Blue (48), Sage (39), Canyon (59), Granite (51), Aspen (53), Pueblo (63), Nautica (49), Mountain Berry (68), Timberline (20), Sea Slate (46), Nightfall (40), Neptune (101), Myst Gray (104), Harvest Red (105), Pine (106)					
¾" Inside Corner Post Reception: ¾" Face: 1½"	 Matte	H-CP-45155-??	10'	0.042	10 Piece - 100' Carton 1 Piece (Signature Colors only)
		H-CP-P4155 (per piece part #)			
COLOR: White (10), Linen (33), Antique White (00), Cream (19), Alabaster (31), Chateau (66), Sandalwood (17), Gray (12), Pewter (32), Clay (18), Everest (29), Prairie (65), Premium Blue (48), Sage (39), Canyon (59), Granite (51), Aspen (53), Pueblo (63), Nautica (49), Mountain Berry (68), Timberline (20), Sea Slate (46), Nightfall (40), Neptune (101), Myst Gray (104), Harvest Red (105), Pine (106)					
¾" Bay Window Corner Post (45° angle) Reception: ¾" Face: 2"	 Matte	H-CP-45186-10	10'	0.042	9 Piece - 90' Carton
		H-CP-45186-10			
COLOR: White (10)					

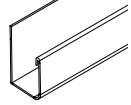
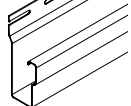
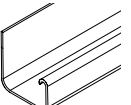
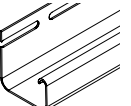
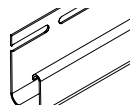
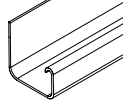
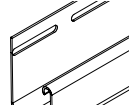
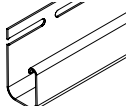
F-CHANNEL

PRODUCT	FINISH	CODE	LENGTH	THICKNESS (IN.)	AVAILABILITY
¾" F-Channel Reception: 1/16" Face: N/A	 Matte	H-CH-0167-??	12' 6"	0.042	40 Piece - 500' Carton
		H-CH-0167-??			
COLOR: White (10), Linen (33), Antique White (00), Cream (19), Alabaster (31), Chateau (66), Sandalwood (17), Gray (12), Pewter (32), Clay (18), Everest (29), Prairie (65), Sage (39), Canyon (59), Granite (51), Aspen (53), Pueblo (63), Nautica (49), Mountain Berry (68), Timberline (20), Sea Slate (46), Nightfall (40), Neptune (101), Musket Brown (102), Myst Gray (104), Harvest Red (105), Pine (106)					
½" F-Channel Reception: ½" Face: N/A	 Matte	H-CH-0166-??	12' 6"	0.042	32 Piece - 400' Carton
		H-CH-0166-??			
COLOR: White (10), Linen (33), Antique White (00), Cream (19), Alabaster (31), Sandalwood (17), Gray (12), Pewter (32), Clay (18), Musket Brown (102), Coal Black (103)					

SIDING ACCESSORIES

When ordering, replace "???" with the appropriate color code to complete the part number.

■ Lifestyle Collection ■ Signature Collection

J-CHANNEL						
PRODUCT	FINISH	CODE	LENGTH	THICKNESS (IN.)	AVAILABILITY	
Aluminum J-Channel Reception: 3/4" Face: 3/8" 	Matte	H-AL-0151-103 COLOR: Coal Black (103) NOTE: 3/4" Black Aluminum J-Channel is intended for use with Coal Black Harbor Mill panels only	10'	0.019	10 Piece - 100' Carton	
Designer Brickmold J-Channel Reception: up to 3/4" Face: 2 1/4" 	Matte	H-CH-0310-10 COLOR: White (10)	12' 6"	0.042	16 Piece - 200' Carton	
1 1/2" Flex J-Channel Reception: 1 1/2" Face: 1" 	Matte	H-DA-0135-10 H-DA-P135 (per piece part #) COLOR: White (10)	11' 6"	0.100	12 Piece - 150' Carton 1 Piece	
1 1/2" J-Channel Reception: 1 1/2" Face: 1 1/2" 	Matte	H-CH-0120-?? H-CH-P120 (per piece part #) COLOR: White (10), Linen (33), Antique White (00), Cream (19), Alabaster (31), Chateau (66), Sandalwood (17), Gray (12), Pewter (32), Clay (18), Everest (29), Prairie (65), Premium Blue (48), Sage (39), Canyon (59), Granite (51), Aspen (53), Pueblo (63), Nautica (49), Mountain Berry (68), Timberline (20), Sea Slate (46), Nightfall (40), Neptune (101), Myst Gray (104), Harvest Red (105), Pine (106)	12' 6"	0.042	30 Piece - 375' Carton 1 Piece	
3/8" J-Channel Reception: 3/8" Face: 1 1/8" 	Matte	H-CH-0140-?? H-CH-P140 (per piece part #) COLOR: White (10), Linen (33), Antique White (00), Cream (19), Alabaster (31), Chateau (66), Sandalwood (17), Gray (12), Pewter (32), Clay (18), Everest (29), Prairie (65), Premium Blue (48), Sage (39), Canyon (59), Granite (51), Aspen (53), Pueblo (63), Nautica (49), Mountain Berry (68), Timberline (20), Sea Slate (46), Nightfall (40), Neptune (101), Myst Gray (104), Harvest Red (105), Pine (106)	12' 6"	0.042	20 Piece - 250' Carton (Signature Colors only) 40 Piece - 500' Carton (Lifestyle Colors Only) 1 Piece (Signature Colors only)	
3/4" Flex J-Channel Reception: 3/4" Face: 1" 	Smooth	H-DA-0160-10 COLOR: White (10) NOTE: Product is paintable	11' 6"	0.100	12 Piece - 138' Carton	
3/4" J-Channel Reception: 3/4" Face: 1 1/8" 	Matte	H-CH-0151-?? H-CH-P151 (per piece part #) COLOR: White (10), Linen (33), Antique White (00), Cream (19), Alabaster (31), Chateau (66), Sandalwood (17), Gray (12), Pewter (32), Clay (18), Everest (29), Prairie (65), Premium Blue (48), Sage (39), Canyon (59), Granite (51), Aspen (53), Pueblo (63), Nautica (49), Mountain Berry (68), Timberline (20), Sea Slate (46), Nightfall (40), Neptune (101), Musket Brown (102), Myst Gray (104), Harvest Red (105), Pine (106)	12' 6"	0.042	20 Piece - 250' Carton (Signature Colors only) 40 Piece - 500' Carton (Lifestyle Colors only) 1 Piece (Signature Colors only)	
1/2" J-Channel Reception: 1/2" Face: 1 1/8" 	Matte	H-CH-0144-?? COLOR: White (10), Linen (33), Antique White (00), Cream (19), Alabaster (31), Chateau (66), Sandalwood (17), Hero Blue (08), Gray (12), Pewter (32), Clay (18), Musket Brown (102), Coal Black (103)	12' 6"	0.042	30 Piece - 375' Carton 1 Piece (Musket Brown and Coal Black only)	

When ordering, replace "???" with the appropriate color code to complete the part number.

■ Lifestyle Collection ■ Signature Collection

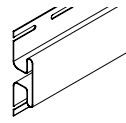
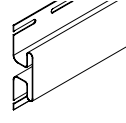
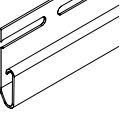
STARTER STRIP						
PRODUCT	FINISH	CODE	LENGTH	THICKNESS (IN.)	AVAILABILITY	
Harbor Mill Steel Starter Strip 	Steel	H-AC-0675'	10"	N/A	25 Piece - 250' Carton	
Starter Strip 	CedarMAX	H-AC-0672	10'	N/A	25 Piece - 250' Carton	
Starter Strip 	Steel	H-AC-0670	10'	N/A	25 Piece - 250' Carton	
Starter Strip 	Vinyl	H-AC-0671	12' 6"	N/A	40 Piece - 500' Carton	
TRIM						
PRODUCT	FINISH	CODE	LENGTH	THICKNESS (IN.)	AVAILABILITY	
1 1/2" Transition Trim Reception: 1 1/2" Face: 5" 	Matte	H-AC-0183-?? H-AC-P183 (per piece part #) COLOR: White (10), Cream (19), Antique White (00), Sandalwood (17), Gray (12), Pewter (32), Clay (18), Sage (39), Canyon (59), Granite (51), Pueblo (63), Mountain Berry (68), Nightfall (40), Neptune (101)	12' 6"	0.042	12 Piece - 150' Carton 1 Piece	
Transition Trim Reception: 3/8" Face: 2 1/4" 	Matte	H-AC-0181-?? COLOR: White (10), Antique White (00), Cream (19), Sandalwood (17), Gray (12), Pewter (32), Clay (18)	12' 6"	0.042	24 Piece - 300' Carton	
T-Trim Molding Reception: 3/4" Face: 1 1/8" 	Matte	H-AC-0191-?? H-AC-P191 (per piece part #) COLOR: White (10), Linen (33), Antique White (00), Cream (19), Alabaster (31), Chateau (66), Sandalwood (17), Gray (12), Pewter (32), Clay (18), Everest (29), Prairie (65), Premium Blue (48), Sage (39), Canyon (59), Granite (51), Aspen (53), Pueblo (63), Nautica (49), Mountain Berry (68), Timberline (20), Sea Slate (46), Nightfall (40), Neptune (101), Musket Brown (102), Coal Black (103), Myst Gray (104), Harvest Red (105), Pine (106)	12' 6"	0.042	16 Piece - 200' Carton 1 Piece (Signature Colors only)	
Transition Trim Reception: 3/8" Face: 2 1/4" 	Matte	H-AC-0181-?? COLOR: White (10), Antique White (00), Cream (19), Alabaster (31), Sandalwood (17), Gray (12), Pewter (32), Clay (18)	12' 6"	0.042	24 Piece - 300' Carton	
T-Trim Molding Reception: 3/4" Face: 1 1/8" 	Matte	H-AC-0191-?? H-AC-P191 (per piece part #) COLOR: White (10), Linen (33), Antique White (00), Cream (19), Alabaster (31), Chateau (66), Sandalwood (17), Gray (12), Pewter (32), Clay (18), Everest (29), Prairie (65), Premium Blue (48), Sage (39), Canyon (59), Granite (51), Aspen (53), Pueblo (63), Nautica (49), Mountain Berry (68), Timberline (20), Sea Slate (46), Nightfall (40), Neptune (101), Musket Brown (102), Myst Gray (104), Harvest Red (105), Pine (106)	12' 6"	0.042	16 Piece - 200' Carton 1 Piece (Signature Colors only)	

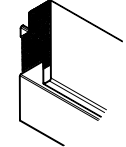
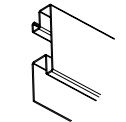
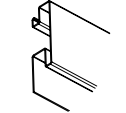
SIDING ACCESSORIES

NOTES

When ordering, replace "??" with the appropriate color code to complete the part number.

■ Lifestyle Collection
 ■ Signature Collection

TRIM					
PRODUCT	FINISH	CODE	LENGTH	THICKNESS (IN.)	AVAILABILITY
¾" T-Trim Molding Reception: ¾" Face: 1½"	 Matte	H-AC-0191-??	12' 6"	0.042	16 Piece - 200' Carton
		H-AC-P191 (per piece part #)			1 Piece (Signature Colors only)
COLOR: White (10), Linen (33), Antique White (00), Cream (19), Alabaster (31), Chateau (66), Sandalwood (17), Gray (12), Pewter (32), Clay (18), Everest (29), Prairie (65), Premium Blue (48), Sage (39), Canyon (59), Granite (51), Aspen (53), Pueblo (63), Nautica (49), Mountain Berry (68), Timberline (20), Sea Slate (46), Nightfall (40), Neptune (101), Musket Brown (102), Myst Gray (104), Harvest Red (105), Pine (106)					
½" T-Trim Molding Reception: ½" Face: 1½"	 Matte	H-AC-0190-??	12' 6"	0.042	12 Piece - 150' Carton
		H-AC-P190 (per piece part #)			1 Piece (Musket Brown and Coal Black only)
COLOR: White (10), Linen (33), Antique White (00), Cream (19), Alabaster (31), Sandalwood (17), Hero Blue (08), Gray (12), Pewter (32), Clay (18), Musket Brown (102), Coal Black (103)					
Undersill Finish Trim Reception: N/A Face: ¾"	 Matte	H-AC-0195-??	12' 6"	0.042	20 Piece - 250' Carton
		H-AC-P195 (per piece part #)			40 Piece - 500' Carton 1 Piece (Signature Colors only)
COLOR: White (10), Linen (33), Antique White (00), Cream (19), Alabaster (31), Chateau (66), Sandalwood (17), Gray (12), Pewter (32), Clay (18), Everest (29), Prairie (65), Premium Blue (48), Sage (39), Canyon (59), Granite (51), Aspen (53), Pueblo (63), Nautica (49), Mountain Berry (68), Timberline (20), Sea Slate (46), Nightfall (40), Neptune (101), Myst Gray (104), Harvest Red (105), Pine (106)					
UNDERSILL IS USED AS THE STARTER STRIP FOR WINDOW/DOOR SURROUND					

WINDOW SURROUND					
PRODUCT	FINISH	CODE	LENGTH	THICKNESS (IN.)	AVAILABILITY
1½" Window / Door Surround Reception: 1½" Face: 3½"	 Matte	H-WD-65172-??	12' 6"	0.042	12 Piece - 150' Carton
		H-WD-P5172 (per piece part #)			1 Piece
COLOR: White (10), Linen (33), Antique White (00), Cream (19), Alabaster (31), Chateau (66), Sandalwood (17), Gray (12), Pewter (32), Clay (18), Everest (29), Prairie (65), Premium Blue (48), Sage (39), Canyon (59), Granite (51), Aspen (53), Pueblo (63), Nautica (49), Mountain Berry (68), Timberline (20), Sea Slate (46), Nightfall (40), Neptune (101), Myst Gray (104), Harvest Red (105), Pine (106)					
† Coordinates with Canyon Blend Only					
¾" Window / Door Surround Reception: ¾" Face: 3½"	 Matte	H-WD-45172-??	12' 6"	0.042	24 Piece - 300' Carton
		H-WD-P4172 (per piece part #)			
COLOR: White (10), Sandalwood (17), Clay (18)					
NOTE: For use with all sidings except CedarMAX					
¾" Window / Door Surround 20' Reception: ¾" Face: 3½"	 Matte	H-WD-45171-10	20'	0.042	24 Piece - 480' Carton
COLOR: White (10)					

SPECIALTY PRODUCTS

Gable Vents

From protection to performance to style, these vents have it all. Their woodgrain finish and sharp distinctive features provide exquisite architectural detail, while their double baffle design provides added protection from the elements. And with the most styles, sizes and colors in the industry, it's no wonder they've become the industry benchmark.



How to Figure Net Free Ventilation Area for Rectangle/Square Vents

$$NFVA = (\text{Width} - 7.12) \times (.70) \times (\text{Louvers} - 1)$$

Example: 34" (W) x 42" (H) Vent

34.00	Outside width
<u>-7.12</u>	Ring & frame width
26.88	Width of one louver (air flow opening)
26.88	
<u>x .70</u>	Height of one air flow opening
18.82	Area of one air flow opening (in sq. in.)
16	Number of louvers
<u>-1</u>	Uppermost louver does not provide air flow
15	
18.82	Area of one air flow opening (in sq. in.)
<u>x 15</u>	Number of air flow openings
282.30	Net free ventilation area (in sq. in.)

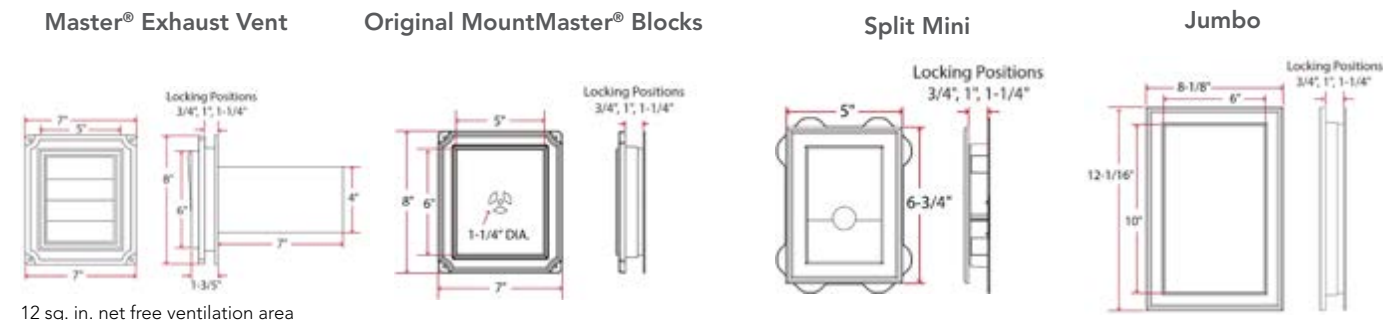
	ITEM #	OUTSIDE DIMENSION (outside ring to outside ring)	DEPTH	NET FREE VENT. AREA	LOCKING POSITIONS	CAN USE KEYSTONE
Octagon						
22" Universal	H-DA-0891-??	22" width	2"	54 sq. in.	3/4", 1", 1-1/4", 1-1/2", 1-5/8"	3
Round						
22" Universal	H-DA-0895-??	22" diameter	2"	50 sq. in.	3/4", 1", 1-1/4", 1-1/2", 1-5/8"	3
Rectangle						
18" x 24" Universal	H-DA-0896-??	18" width x 24" height	2.18"	140 sq. in.	1/2", 3/4", 1", 1-1/4", 1-5/8"	3

Universal will work with CedarMAX

STANDARD COLORS: Antique White (00), Paintable (01), White (10), Gray (12), Sandalwood (17), Clay (18), Cream (19), Pewter (32), Sage (39), Granite (51)

Standard Blocks and Vents

Mounting blocks and utility vents serve a specific, utilitarian purpose, but that doesn't mean they can't have elegance and design. With a wide variety of selections and colors to choose from, our blocks and vents match most manufacturers' siding colors, while also concealing cut edges for that finished look.



Master® Exhaust Vent

Square 1 per box	H-DA-0889-??
Scalloped 1 per box	H-DA-0888-??

Original MountMaster®

Scalloped 1 per box	H-DA-0881-??
Square 1 per box	H-DA-0880-??

Jumbo Mount

1 per box	H-DA-0882-??
-----------	--------------

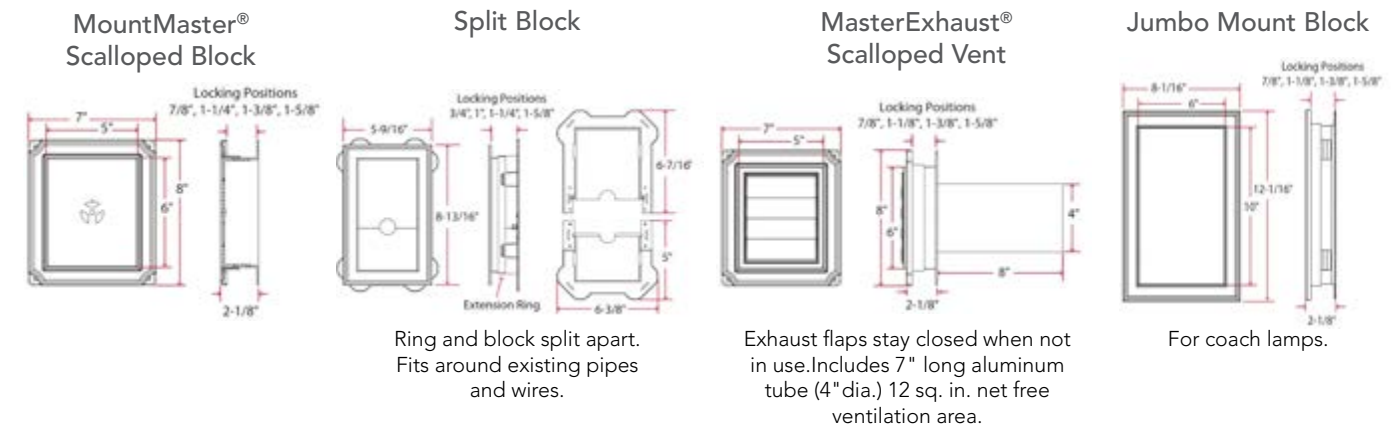
Split Mini

1 per box	H-DA-0884-??
-----------	--------------

COLOR: Paintable (01), White (10), Linen (33), Antique White (00), Cream (19), Alabaster (31), Chateau (66), Sandalwood (17), Gray (12), Pewter (32), Clay (18), Everest (29), Prairie (65), Premium Blue (48), Sage (39), Canyon (59), Granite (51), Aspen (53), Pueblo (63), Nautica (49), Mountain Berry (68), Timberline (20), Sea Slate (46), Nightfall (40), Neptune (101), Myst Gray (104), Harvest Red (105), Pine (106)
*Block and vent color not an exact match

Block and Vents for CedarMAX® Insulated Siding

Sometimes, a standard mounting block just won't cut it, that's where our insulated siding blocks come in. Designed with extra depth in mind, this is where to turn when you're adding extra insulation to your siding.



CedarMAX MountMaster®

Scalloped 1 per box	H-DA-0870-??
---------------------	--------------

CedarMAX Split Block

1 per box	H-DA-0872-??
-----------	--------------

CedarMAX Master Exhaust

Scalloped 1 per box	H-DA-0873-??
---------------------	--------------

CedarMAX Jumbo Mount

1 per box	H-DA-0871-??
-----------	--------------

COLOR: Paintable (01), White (10), Linen (33), Antique White (00), Cream (19), Alabaster (31), Chateau (66), Sandalwood (17), Gray (12), Pewter (32), Clay (18), Everest (29), Prairie (65), Premium Blue (48), Sage (39), Canyon (59), Granite (51), Aspen (53), Pueblo (63), Nautica (49), Mountain Berry (68), Timberline (20), Sea Slate (46), Nightfall (40), Neptune (101), Myst Gray (104), Harvest Red (105), Pine (106)
*Block and vent color not an exact match

SPECIALTY PRODUCTS

Sealant and Adhesive

SiroFlex® Sealant*		Item#
DUO-SIL® Sealant	10.1 Fl. oz. tube	H-DA-0820-??

Also Available in 1 Box/12 Tubes
 * Available in all siding colors except Sea Slate (46), Nightfall (40) and Neptune (101), which are available in DAP Sealant

SiroFlex® Sealant		Item#
SIR_O_SIL 50 White Silicone	10.1 Fl. oz. tube	H-DA-0830
SIR_O_SIL 50 Clear Silicone	10.1 Fl. oz. tube	H-DA-0831

White and Clear also available in 1 Box/12 Tubes

Hardware

STRIKER Galvanized Nails

Large, flat head with smooth shank and diamond point. Used to fasten asphalt shingles, roof felt and insulation board. Galvanized to resist weathering. Available in 30 lb. buckets.

	Item#	
1¾" Nails (211-140)	H-DA-0800	171 nails per pound
2½" Nails (211-180)	H-DA-0801	122 nails per pound

NOTE: Any orders under \$300 are subject to a \$10 charge.

Ring Shank Painted Trim Nails

Large, flat head with ring shank and diamond point. Used to fasten asphalt shingles, roof felt and insulation board.

	Item#	
1¼" Ring Shank Trim Nails	H-DA-0810-??	476 nails per pound. Available in all siding colors

NOTE: Any orders under \$300 are subject to a \$10 charge.

PRODUCT SHIPPING GUIDE

In an effort to best service our customers, certain items in this guide may change through the year. To ensure you have the most up to date information please refer to our online shipping document. Please scan the QR code below to access our current shipping guide. ProVia customers can also access this document by visiting Knowledge Base within Dealer Tools.



SCAN ME



MATCHING TRIM & ACCESSORIES

Aluminum Products

Color (ProVia #)	First American Resources		AlSCO		Quality Edge			Holmes	
	Poly	PVC	Dymalar 2000	PVC	QE Poly	QE PVC	QE NoMar	Poly	PVC
White	161	1257	280	878	280	280	280	161	1257
Linen	171	170	034	P72	503	758	503	171	170
Alabaster			713	813				6237	682
Cream	2223	694	051	824	203	747		2223	694
Antique White	2122	8163	002	902	819	741	819	2122	8163
Sandpiper	6237	6379	363	809				2263	6379
Chateau		1372	T02	V02				2379	1372
Sandalwood	2244	8290	611	999	809	809	809	2244	8290
Gray	4164	463	055	855	805	805	805	4164	463
Pewter	4241	4209	183	P73		751	805	4241	4209
Clay	6235	9217	695	N95	807	807	807	6235	9217
Everest		5236	TCS			265		5235	5236
Prairie		6318		V16	506	506	506	6306	6318
Premium Blue		5240	647	N47	810			5222	5240
Sage		7315	255	N55	559	559	559	7207	7315
Musket Brown		0245	309	909				9519	9369
Canyon		2145	407	V63	263			9411	2145
Granite		4289	677	N77				4331	4298
Aspen		7313	411	V62				7273	7313
Pueblo		8276		V15	208	208		9410	8276
Nautica		558	T03	V03	266	266		5211	558
Mountain Berry		3150			604	604	604	3221	3150
Timberline		7319	T40	V38				7318	7319
Sea Slate		5244		907				5243	5244
Nightfall								8901	300
Neptune								2726	0156
Coal Black								200	4287
Myst Gray								2843	2844
Harvest Red								9147	9148
Pine									

Siding Color	Matching/Close ProVia Door Color
Café Cream	
Cream (19)	Primrose Yellow
Chateau (66)	Chateau
Sandalwood (17)	Sandstone
Gray (12)	Sterling Gray

Please call Valspar at 1-877-825-7727 for color matches

Siding Color	Matching/Close ProVia Door Color
Musket Brown (102)	Tudor Brown
Pueblo (63)	Clay
Nautica (49)	Geneva Blue
Mountain Berry (68)	Mountain Berry

Please contact Sherwin Williams, Behr and PPG directly for color matches

SEALANTS AND HARDWARE

Speciality Products

Color (ProVia #)	Code	Mid-America		OSI	BOSS	Siroflex	DAP	Maze Nails	Clenden Brothers
		Gable Vents	Mount Blocks	Caulking	Sealants	Dou-Sill	Spec-Line	Trim Nails	Trim Nails
White	123	X	X	001	00	2001	WT098	8252	01
Linen	160		X	457	64	2942	WT052	9606	54
Alabaster	012		X	473		2426	BE321	9512	02
Cream	042		X	611	78	2611	BE323	9746	31
Antique White	391	X	X	450	187	2451	WT055†	9526	07
Sandpiper	401		X	404		2426	BE312		02
Chateau	393		X	480		2413	BE315	9511	08
Sandalwood	394	X	X	405	190	2424	BE300	9675	79
Gray	198		X	517	189	2533	GY700	9561	45
Pewter	057		X	511	192	2518	GY717	9605	48
Clay	263	X	X	301	05	2403	CL504	9711	62
Everest	380		X	252		2527	GY717	9702	47
Prairie	373		X	321		2458	GY731	1179	61
Premium Blue	371		X	811	196	2811	BL911	9742	13
Sage	232		X	329	204	2932	GN865	5056	99*
Musket Brown			X	284		2203	BR100	1096	517
Canyon	253		X	277		2301	BR107	9528	99**
Granite	215	X	X	313	44	2527	GY716	5082	44
Aspen	237		X	767		2704	GN868	5053	99*
Pueblo	222		X	232		2313	BR105	9528	99*
Nautica	392		X	859		2801	CR010 ^A	9812	14
Mountain Berry	372		X	932		2915	RD803	7527	66
Timberline	306		X	765		2501	GY722	2101	99*
Sea Slate	915		X	839			BL903	165	13
Nightfall	944		X				GY728	165	49
Neptune	430						BL906		334
Myst Gray	466		X				GY701		
Harvest Red	205		X	955			RD800		702
Pine	467		X	793					

Siding Color	Matching/Close ProVia Door Color
Nightfall (40)	Nightfall
Cream (19)	Primrose Yellow
Chateau (66)	Chateau
Sandalwood (17)	Sandstone
Gray (12)	Sterling Gray

Please call Valspar at 1-877-825-7727 for color matches

Please contact Sherwin Williams, Behr and PPG directly for color matches

SUPER POLYMER SIDING SPECIFICATIONS

NOTES

1. GENERAL

1.01 Scope of Work

Furnish required labor, material and equipment for complete installation of Super Polymer Siding and related work shown on drawings or specified herein.

1.02 References

American Society for Testing and Materials (ASTM) D3679. Standard Specifications for Rigid Poly Vinyl Chloride (PVC) Siding. (ASTM) 07793 Insulated Siding.

1.03 Submittals

Submit siding samples showing profile, size and color for approval prior to commencing work.

1.04 Quality Assurance and Relevant Code Compliances

ProVia certifies that siding supplied meets or exceeds conditions set forth in section 2.02 Materials.
IAPMO UES 0709
Texas Department of Insurance Ruling EC-10
Florida Building Code FL19598-R2 (Siding)/FL19598-R1 (Soffit)
Legacy Reports
HUD-FHA Minimum Property Standards
NY City Department Building Material Equipment and Acceptance # MEA 182-95-M
National Evaluation Service Report # ESR 1022

1.05 Delivery, Storage and Handling

Siding to be packed one or two squares per box. Each box to be color coded as to product line and marked with the date, color and siding style. Siding must be stored on a flat surface that is elevated, clear and dry. Cover only with clear plastic.

1.06 Warranty

Upon approved completion of work, provide manufacturer's written Limited Lifetime Warranty.

2. MATERIALS OF CONSTRUCTION

2.01 Manufacturer

Material is to be manufactured and supplied by ProVia, Booneville, MS 38829. 1-888-728-0316.

2.02 Materials

All Super Polymer Siding, Soffit, Vertical Paneling and Accessory Products shall be extruded Poly Vinyl Chloride (PVC) manufactured using the exclusive Super Polymer formulation and shall conform to all requirements of ASTM specification D3679 or D7793.

All Super Polymer Siding meet or exceed the following properties:

Izod Impact (ASTM D256) (Ft.-lbs./in. notch)	3.5 @ 0° C
Specific Gravity (ASTM D792)	1.452
Hardness-Durometer (ASTM D2240)	72± 3
Tensile Strength (PSI) (ASTM D368)	7260
Modulus of Elasticity (ASTM D790)	376,718
Heat Deflection Temp. (ASTM D648)	164° @ 264PSI (F°)
Coefficient of Linear Expansion (IN./IN. °F)	(ASTM D696) 3.12 x 10 ⁻⁵
Warp (D3679)	<1/8"
Weatherability (ASTM D3679)	No cracking, peeling, chipping or surface defects
Surface Distortion (ASTM D3679-Section 5.10)	None
Impact Resistance (ASTM 4226)	>60 in. / Lbs.
Negative Wind Load (ASTM 5206/ASTM 3679-5.11)	>54.088 PSF
Chemical Resistance	Excellent
R-Value (D7793)	>R2

Fire Resistance Characteristics

ProVia sidings, soffits and accessories have:
Class A Fire Rating based on ASTM E84. Additional Test Results. Average Time of Burning <5 sec. (ASTM D635). Average Extent of Burning <25MM (ASTM D635). Meets Non-Combustibility Standard of ASTM D635.
ASTM E119-88 Certification for Fire Tests of Building Construction and Materials –Fire Endurance Rating–One Hour.

The following Flame Spread and Smoke Density test was performed by IAPMO based on the E84-2018b.

	Flame Spread	Smoke Density Developed	Fuel Contributed
Insulated	30	400	0
Non-Insulated	10	130	0

Ignition Properties

Flash Ignition Temperature (F°) (D1929) 807°
Self Ignition Temperature (F°) (D1929) 878°
Important Fire Safety information - When rigid siding is exposed to significant heat or flame, the vinyl will soften, sag, melt, or burn, and may thereby expose material underneath. Care must be exercised when selecting underlayment material because many underlayment materials are made from organic materials that are combustible. You should ascertain the fire properties of underlayment materials prior to installation. All building materials should be installed in accordance with local, state and federal building code and fire regulations.

Siding Profiles and Dimensions

Use Only Selected Profile Description

- 1 CedarMAX - Thickness: D6/S7 = .050"; T4DL = .046" (Plus EPS Thermal Support System). S7: Length 16'2.5", Width 7"; D6: Length 12'6" & 16'2.5", Width 12"; T4DL: Length 16'2.5", Width 12". R-Values: D6=2.43, S7=2.31, T4=2.84.
- 2 Cedar Peaks - .046" Thickness, Double 4.5" and Double 4.5" Dutch Lap: Length 16'8" & 12'1", Width 9". 6.5" Beaded in .048" thickness, Length 12'4", Width 6.5".
- 3 Board 'N Batten - .050" Thickness, 8" Vertical: Length 10'0", Width 8", Length 12' 6", Width 8" (White only).
- 4 Traditional - .046" Thickness, Single 8", Length 12'6", Width 8".
- 5 HeartTech - .044" Thickness, Double 4" and Double 4" Dutch Lap: Length 12'6", Width 8". Double 5" and Double 5" Dutch Lap: Length 12'0", Width 10".
- 6 Willowbrook Collection - .042" Thickness, Double 4" and Double 4" Dutch Lap: Length 12'6", Width 8". Double 4.5" and Double 4.5" Dutch Lap: Length: 12'6" and 16', Width 9". Double 5" and Double 5" Dutch Lap: Length 12'0", Width 10"
- 7 Ultra - .040" Thickness, Double 4" and Double 4" Dutch Lap: Length 12'6", Width 8". Double 5" Dutch Lap: Length 12'0", Width 10".
- 8 Harbor Mill - Single 7" RS Shingle, 0.85 Thickness, 73.125"x9.75" ; Single 8" HS Shake, 0.85 Thickness, 73.125"x8.875"

Soffit Profiles and Dimensions

Use Only Selected Profile Description

- 1 Woodhaven (Hidden Vent) - .044" Thickness, Triple 3½" Hidden Channel Vented and Solid. Length 12'0", Width 10".
- 2 Beaded Soffit/Wainscot - .042" ± .002 Thickness, Triple 1½" (Plus Bead) Beaded Solid and Hidden Vent. Length 12'6", Width 3.92".
- 3 Universal Soffit - .040" (nominal) Thickness, Triple 4" Center Vent, Full Vent, and Solid. Length 12'0", Width 12". Double 5" Full Vent and Solid. Length 12'0", Width 10".
- 4 Vented Soffit (Net Free Open Area) -
T3 Hidden Vent, 7.20 Sq. In / Sq. Ft.
D6 Full Vent Drilled, 4.63 Sq. In / Sq. Ft.
Beaded Channel Vent, 6.12 Sq. In / Sq. Ft.
D5 Drilled, 5.29 Sq. In / Sq. Ft.
T4 Full Vent Drilled, 5.22 Sq. In / Sq. Ft.
T4 Center Vent Drilled, 1.74 Sq. In / Sq. Ft.

2.03 Accessories

Accessories to be equal to dimensions as shown and shall be produced from compounds with comparable properties to the siding.

3. INSTALLATION WORKMANSHIP

- 3.01 Inspection Prior to commencing work, verify governing dimensions of building. Examine substrate flaws and defects.
- 3.02 Preparation All substrate flaws and defects must be corrected prior to siding installation. Walls must be in plane and clear to receive siding.
- 3.03 Installation ProVia sidings and soffits must be installed in strict accordance with the "Rigid Vinyl Siding Application Manual" published by the Vinyl Siding Institute.
- 3.04 Field Inspection Upon installation completion, visually inspect for defective installation or manufacturing defects. Repair as necessary.
- 3.05 Clean Up When siding installation is complete, clean siding to remove all foreign debris and soiled areas. Remove all packaging and remaining material from job site.


*Refer to Florida website for current listings of "ProVia-Heartland" approved sidings

https://floridabuilding.org/pr/pr_app_srch.aspx

DISCOVER MORE

WEBSITE

ProVia.com makes it easy to explore and compare numerous door, window, siding, stone or roofing options in a straightforward, interactive way. Configure a door or window, visualize products on your home, explore color palettes, and learn about different architectural styles—all from our innovative Design Center. Save your favorite products, colors, photos or ideas throughout the site into your own ProVia portfolio for reference any time and share them across your favorite social media platforms. ▶

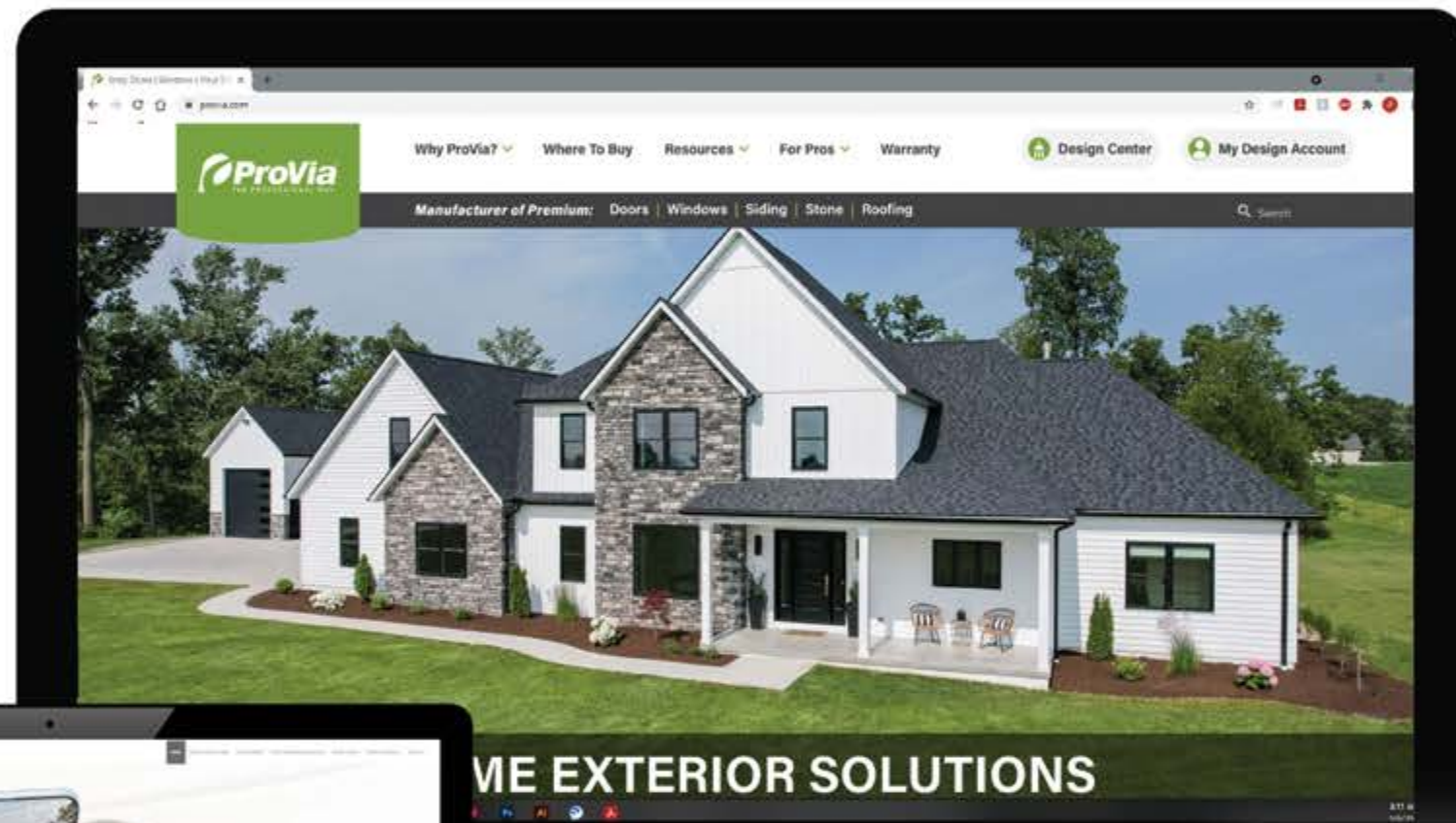


VISUALIZER

Let your imagination run free with this exterior home design tool. Select from a library of existing home styles or upload a photo of your own home.

In a few easy steps, update your siding color, add stone or metal roofing, configure windows, or create a one-of-a-kind entry door system.

Looking for professionally inspired color and product palettes? Apply one of our pre-selected Designer Collections to create a curb-appealing look. ▾



APP

Use the ProVia app to configure doors and windows or select from an extensive collection of vinyl siding, manufactured stone and metal roofing styles.

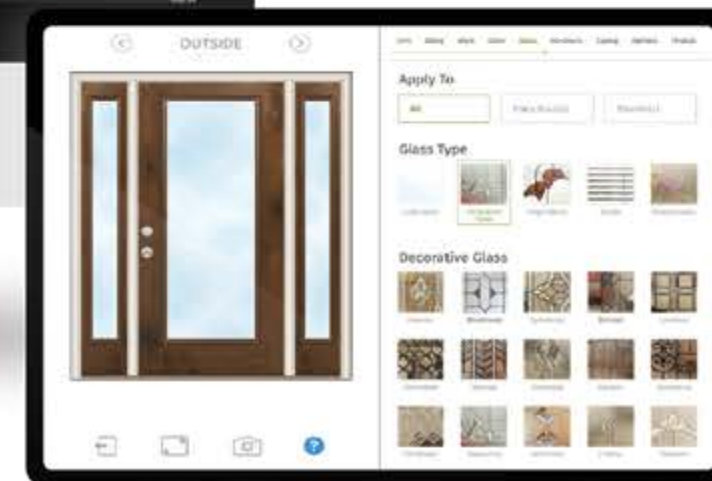
FEATURES

- Door and Window Configuration
- Vinyl Siding Profiles, Colors and Accessory Accents
- Manufactured Stone Styles, Color Palettes and Grout Options
- Metal Roofing Profiles, Trims and Colors
- Videos, Photo Galleries and Catalogs
- ProVia Dealer Locator



SOCIAL MEDIA

We love seeing how you apply our products to your ▾ home. Please share your photos with us.



ARCHITECTURAL SPECIFICATIONS

SIDING PRODUCTS & ACCESSORIES



“To serve, by caring for details in ways others won’t.” It’s not just our mission, but a way of letting our light shine every day at ProVia®. We continually strive to put these words into action by providing unmatched quality and service. The heart-shaped weep hole symbolizes each employee’s commitment to devoting the utmost care, pride and quality into each building product we manufacture...it’s The Professional Way.



DOORS | WINDOWS
SIDING | STONE | ROOFING

provia.com

© 2023 ProVia
H-MK-20005-24 | 10/23



Distributed by:

EFFECTIVE JANUARY 1, 2024